

A vibrant, cartoon-style illustration of a child's room. At the top, a string of yellow and blue pennant flags hangs across the room. In the center, a wooden desk holds a yellow pencil holder, a purple camera, a blue pencil case, and a pink ball. To the left, a round pink table with orange legs has a green pencil holder and yellow pencils on it. A wooden chair with a blue seat and white backrest stands to the left of the table. In the foreground, a blue monkey sits on a green stool. To the right, a brown teddy bear sits on a green rug. A window on the right shows a bright yellow sun and green foliage. The floor is brown with a dark brown rug under the table. The background wall is light blue.

Welcome!

LV1 U9 L7


An illustration of four children with hearing aids. On the left, a girl with brown hair and a purple shirt asks a question. Next to her, a boy with black hair and a blue shirt answers. On the right, a girl with dark hair and an orange shirt asks another question, and a boy with blonde hair and a red shirt begins to answer. The background is yellow with scattered, colorful letters. The entire scene is framed by a light blue border.

Did you go to school today?

Yes, I did.
No, I didn't.

What did you do?

Today I ...



School Supplies


In this lesson:



spiral



stripes

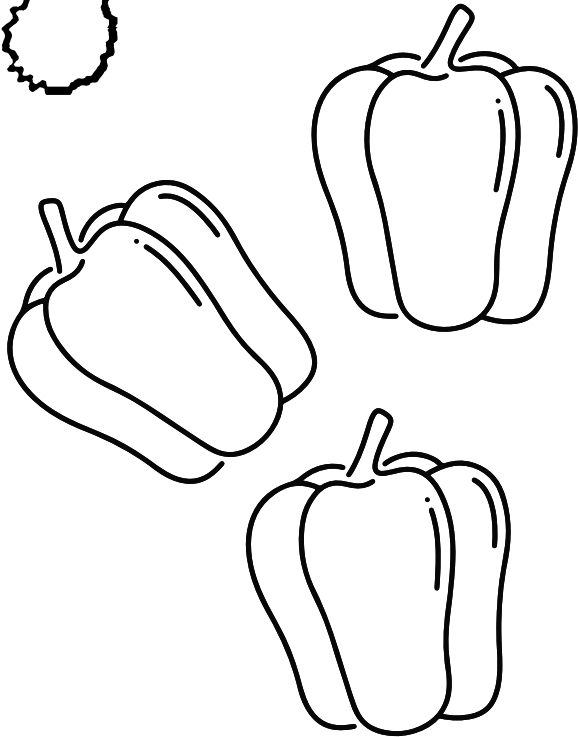


spots



What pattern do you see?
I see (spirals) in nature!






What do you see?



What color should they be?

Have the student answer the questions and color the item accordingly.







What do you see?



What color should it be?

Have the student answer the questions and color the item accordingly.





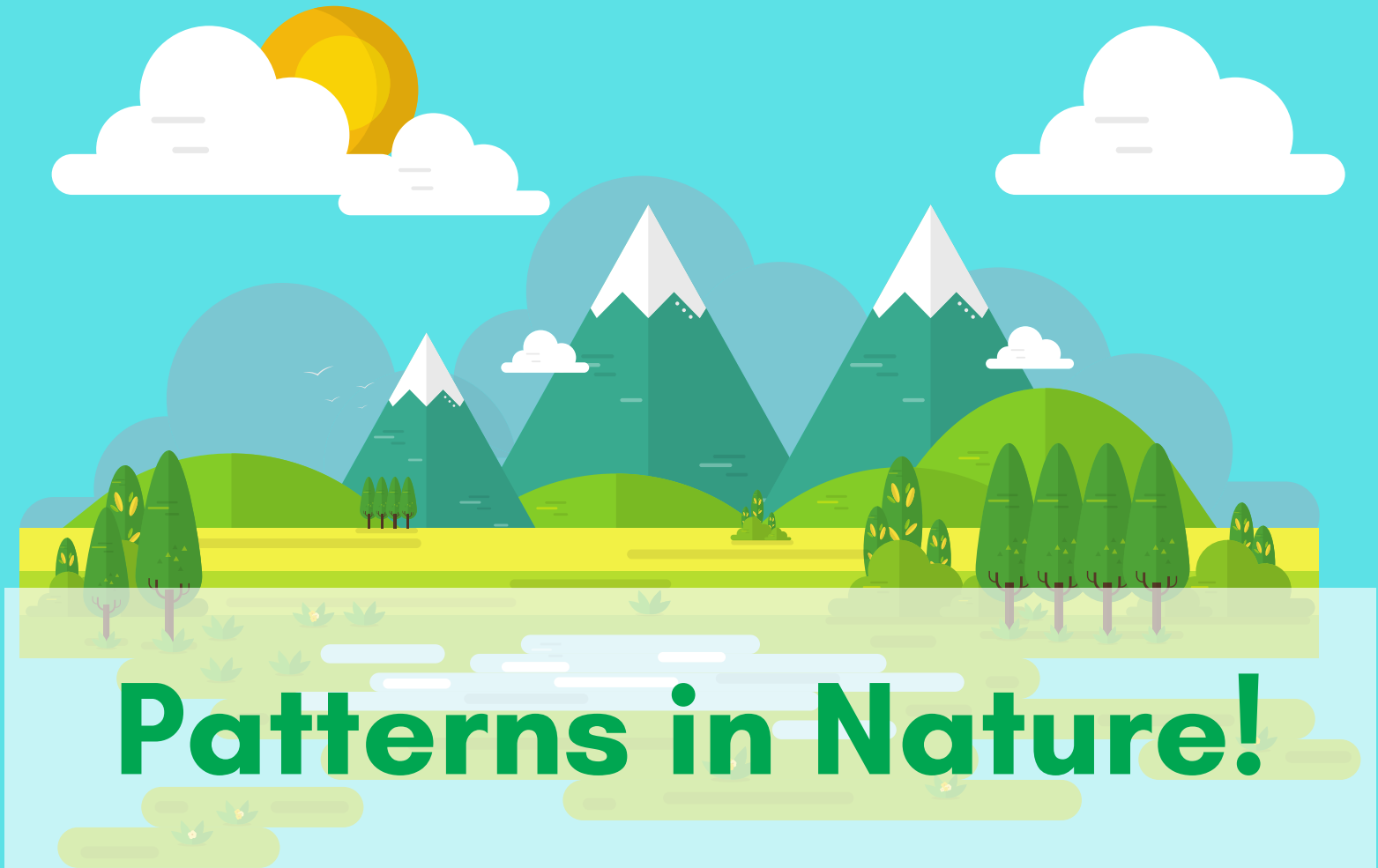
What do you see?



What color should it be?

Have the student answer the questions and color the item accordingly.





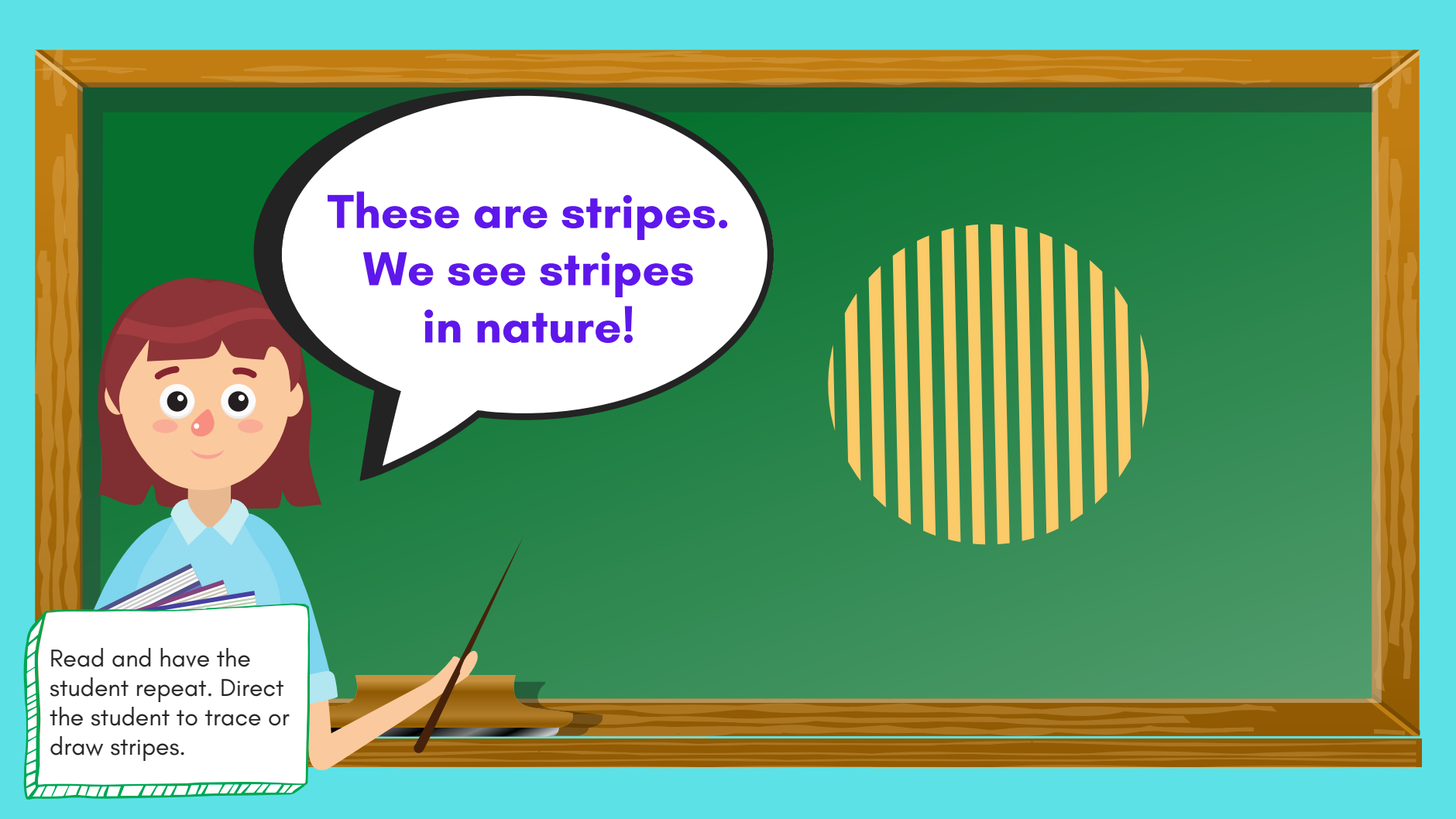
Patterns in Nature!



**This is a spiral.
We see spirals
in nature!**

Read and have the student repeat. Direct the student to trace or draw a spiral.





**These are stripes.
We see stripes
in nature!**



Read and have the student repeat. Direct the student to trace or draw stripes.




**These are spots.
We see spots in
nature!**

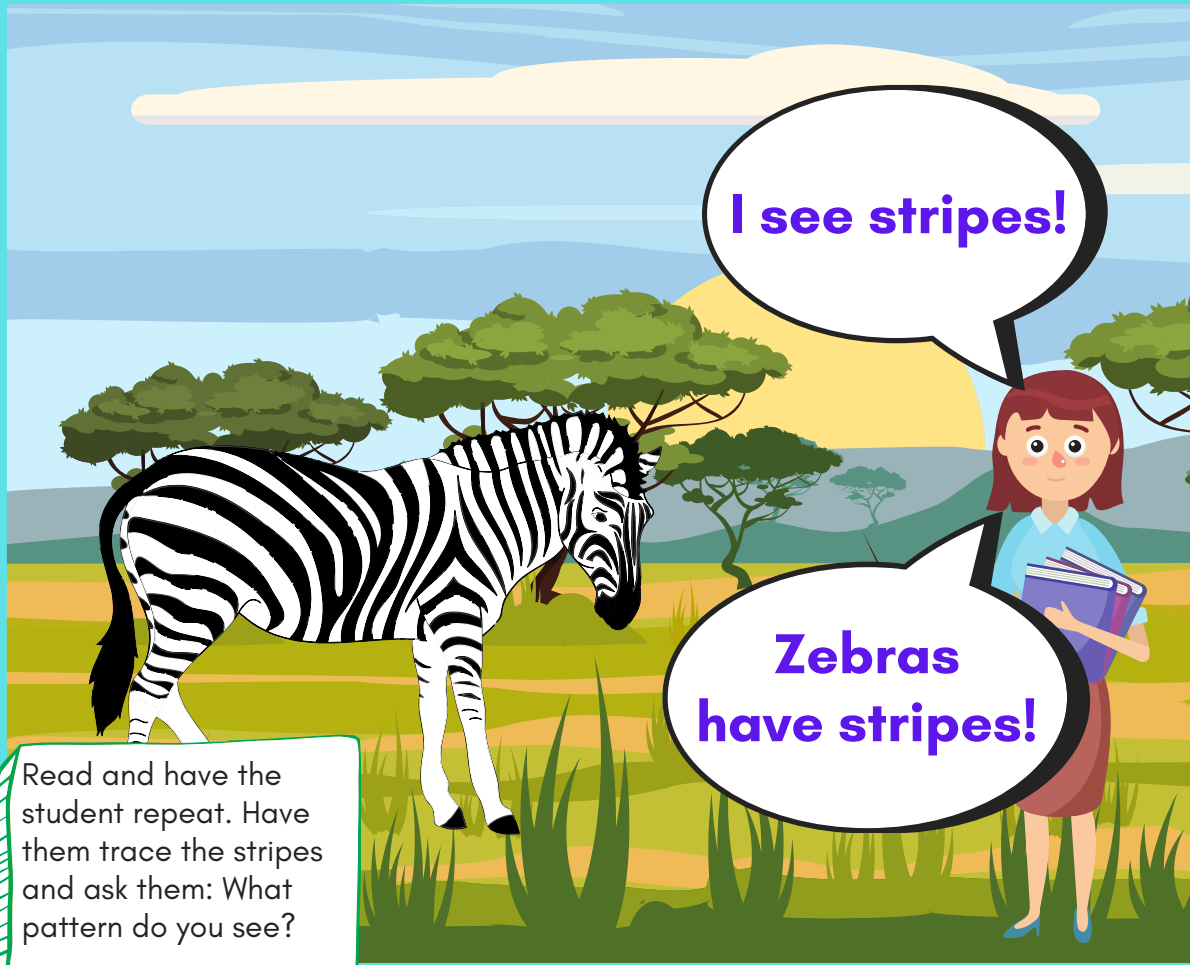
Read and have the student repeat. Direct the student to trace or draw dots/spots.

I see spirals!

Seashells
have spirals!



Read and have the student repeat. Have them trace the spirals and ask them: What pattern do you see?



I see stripes!

**Zebras
have stripes!**

Read and have the student repeat. Have them trace the stripes and ask them: What pattern do you see?





I see spots!



**Cheetahs
have spots!**

Read and have the student repeat. Have them draw the spots and ask them: What pattern do you see?





I see seahorses!

What pattern do you see?

Read and have the student repeat. Have them trace the spirals and ask them: What pattern do you see?






Read and have the student repeat. Have them trace the stripes and ask them: What pattern do you see?

What pattern do you see?






Read and have the student repeat. Have them draw the spots and ask them: What pattern do you see?

I see a giraffe!

What pattern do you see?





Read and have the student repeat. Have them trace the stripes and ask them: What pattern do you see?

I see beetles!

What pattern do you see?



A vibrant illustration of a forest scene. In the foreground, a woman with short brown hair, wearing a light blue shirt and a brown skirt, stands holding a stack of books. She has a speech bubble above her that says "I see deer!". To her left, two spotted deer are standing on a green patch of grass. One is a larger adult deer with small antlers, and the other is a smaller fawn. The background is filled with lush green foliage, including large ferns and various trees with dense leaves. The overall scene is bright and colorful.

I see deer!

What pattern do you see?

Read and have the student repeat. Have them draw the spots and ask them: What pattern do you see?






I see a
plant!



What pattern
do you see?

Read and have the student repeat. Have them trace the spirals and ask them: What pattern do you see?




Review:



spiral



stripes



spots



What pattern do you see?
I see (spirals) in nature!



Great job!




Today you learned:



spiral



stripes



spots



What pattern do you see?
I see (spirals) in nature!





Homework!



- Look at the pictures. First say what it is by saying: "I see ____."
Then say what shape you see by saying: "I see ____."



spiral



stripes



spots

