

A vibrant, cartoon-style illustration of a child's room. At the top, a string of yellow and blue pennant flags hangs across the room. In the center, a wooden desk is cluttered with books, a pink ball, and other items. To the left of the desk is a round pink table with a blue chair. In the foreground, there's a blue monkey toy on a green stool, a brown teddy bear, and a red box. A window on the right shows a bright outdoor scene. The overall atmosphere is warm and inviting.

Welcome!

LV1 U9 L6


An illustration of four children with hearing aids. On the left, a girl with brown hair and a purple shirt asks a question. Next to her, a boy with black hair and a blue shirt answers. On the right, a girl with dark hair and an orange shirt asks another question, and a boy with blonde hair and a red shirt begins to answer. The background is yellow with scattered colorful letters. The entire scene is framed by a light blue border.

Did you go to school today?

Yes, I did.
No, I didn't.

What did you do?

Today I ...




School Supplies

In this lesson:



black



white



Aa



/a/ /a/

Ee



/e/ /e/

Ii



/i/ /i/

Oo



/o/ /o/

Uu

/u/ /u/

What color should it be?

It should be ____.



Reading Practice



pat



pet



pit



pot



putt

Have the student
sound out the
words by
themselves.

Reading Practice



sad



set



sip



sob



sun

Have the student
sound out the
words by
themselves.

Reading Practice



dad



bed



hid





nod



mud

Have the student
sound out the
words by
themselves.





They should be
red and green!

I see black and
white cherries.
What color should
they be?

Read, have the student repeat, then color the item accordingly.





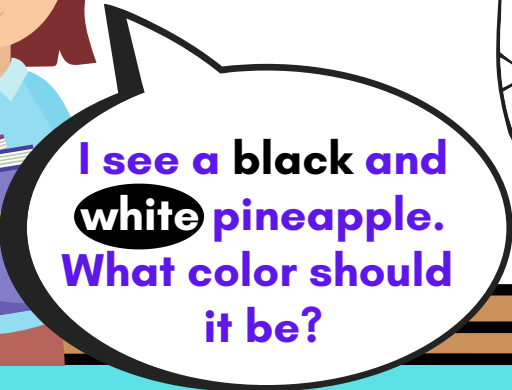
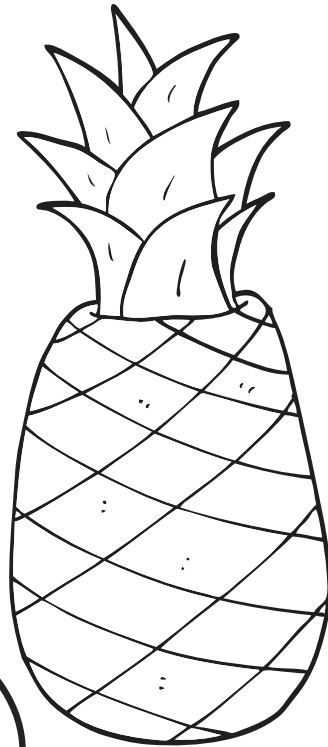

It should be
orange!





I see a black and
white orange.
What color should
it be?



Read, have the student repeat, then color the item accordingly.



Read, have the student repeat, then color the item accordingly.




It should be
green!



I see black and
white lettuce.
What color should
it be?



Read, have the student repeat, then color the item accordingly.





They should
be blue!

I see black and
white blueberries.
What color should
they be?

Read, have the student repeat, then color the item accordingly.







They should be purple!

I see black and white grapes. What color should they be?

Read, have the student repeat, then color the item accordingly.






They should
be pink!

I see black and
white raspberries.
What color should
they be?

Read, have the student repeat, then color the item accordingly.





They should be brown and white!



I see black and white coconuts. What color should they be?



Read, have the student repeat, then color the item accordingly.





I see **black** and **white** blackberries.
What color should they be?

They should be **black**!



Read, have the student repeat, then color the item accordingly.




What do you see?



What color should it be?

Have the student answer the questions and color the item accordingly.







What do
you see?



What color
should it be?

Have the student
answer the questions
and color the item
accordingly.







What do you see?



What color should it be?

Have the student answer the questions and color the item accordingly.





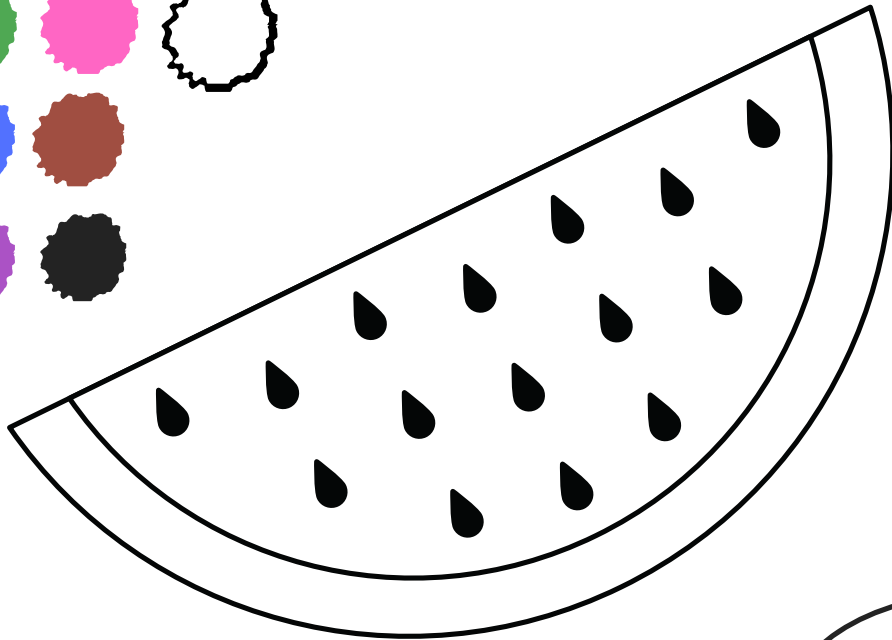

What do you see?



What color should it be?

Have the student answer the questions and color the item accordingly.





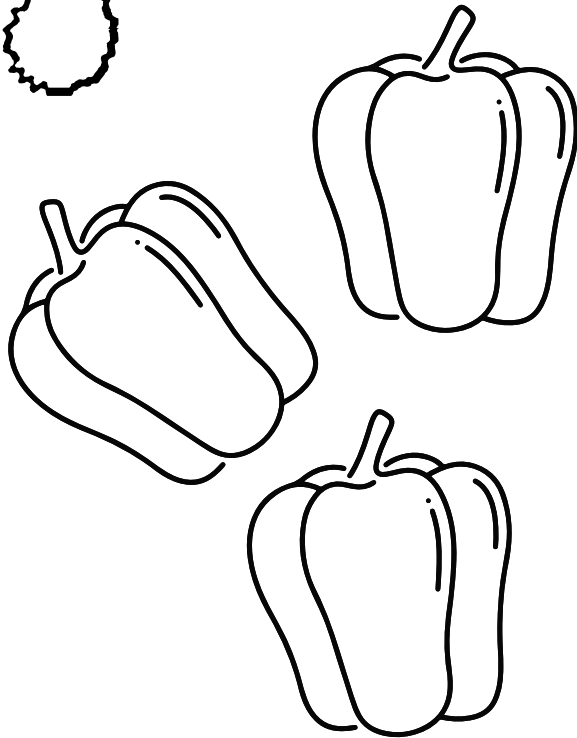
What do you see?



What color should it be?

Have the student answer the questions and color the item accordingly.







What do you see?



What color should they be?

Have the student answer the questions and color the item accordingly.





What do you see?



What color should they be?

Have the student answer the questions and color the item accordingly.



Review:



black



white



Aa



/a/ /a/

Ee



/e/ /e/

Ii



/i/ /i/

Oo



/o/ /o/

Uu

/u/ /u/

What color should it be?

It should be ____.




Great job!



Today you learned:



black



white



Aa



/a/ /a/

Ee



/e/ /e/

Ii



/i/ /i/

Oo



/o/ /o/

Uu

/u/ /u/

What color should it be?

It should be ____.





Homework!



- Look at the items. Practice telling your teacher what color it/they should be. Use the sentence structure:
"It/They should be ____."

