A vibrant, cartoon-style illustration of a child's room. At the top, a string of yellow and blue pennant flags hangs across the room. In the center, a wooden desk holds a yellow chair, a blue chair, a stack of books, and a pink ball. To the left, a round pink table with orange legs has a green cup of pens and markers on it, with a wooden chair with a blue seat nearby. In the foreground, a blue monkey sits on a green stool, and a brown teddy bear sits on the floor next to a green blanket. A window on the right shows a bright outdoor scene. The floor is brown with a dark brown rug under the table.

Welcome!

LV1 U9 L3


An illustration of four children with hearing aids. On the left, a girl with brown hair and a boy with black hair are talking. On the right, a girl with dark hair and a boy with blonde hair are talking. The background is yellow with colorful letters scattered around. The text is in speech bubbles.

Did you go to school today?

Yes, I did.
No, I didn't.


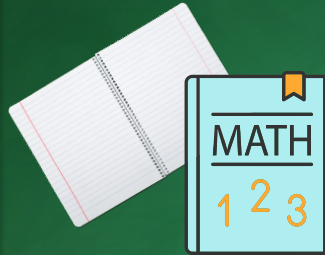
What did you do?

Today I ...



School Supplies

In this lesson:




Do you like/want these notebooks or those notebooks?
I like/want those notebooks!



-Notebook-

We write notes in notebooks.

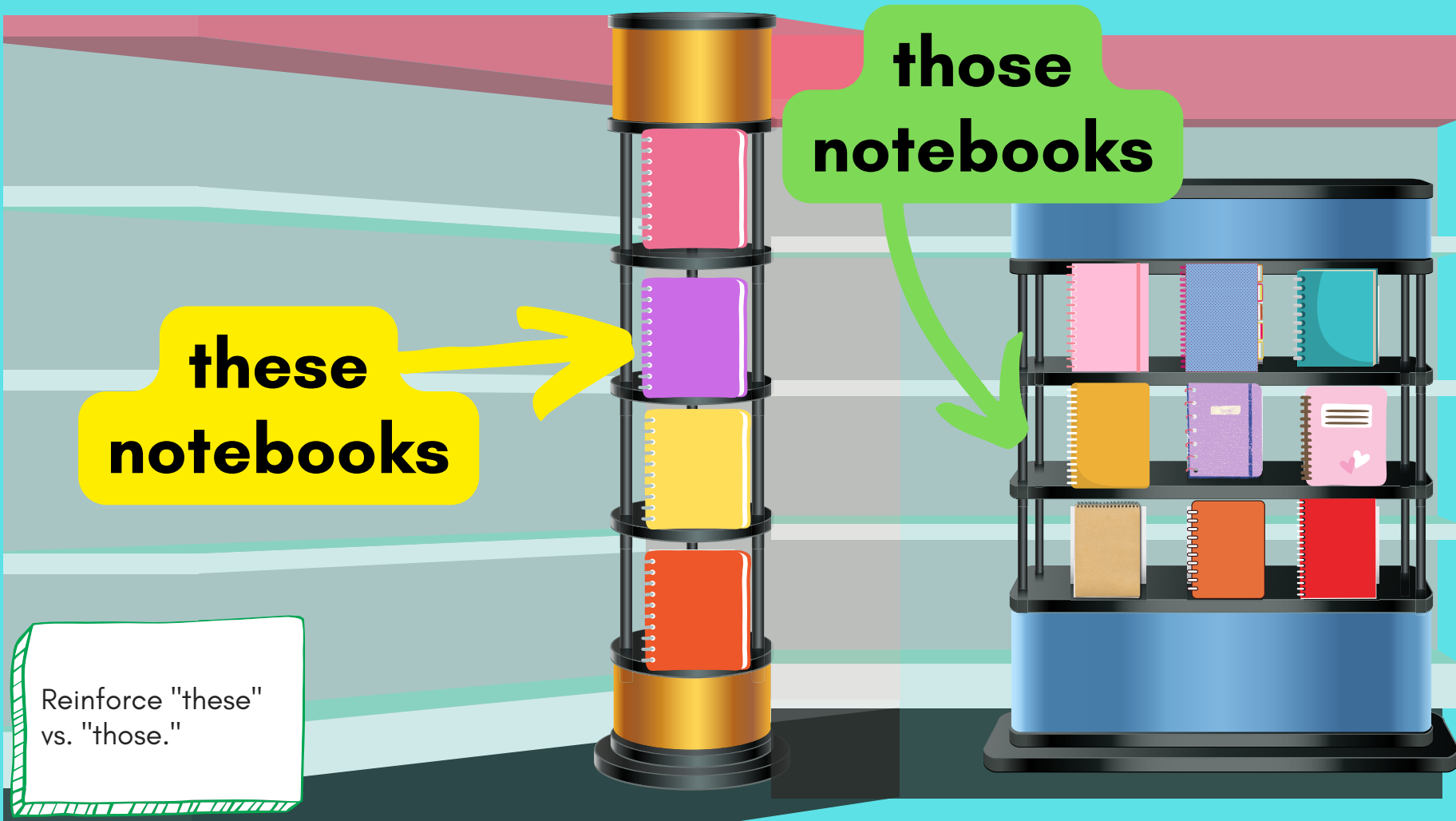


Introduce "notebook" to the student. Ask them to show you their notebook. Do they like notebooks with or without lines?

**those
notebooks**

**these
notebooks**

Reinforce "these"
vs. "those."





Do you like these notebooks or those notebooks?



I like these notebooks!

Read and have the student repeat. Then, circle the notebooks Rose likes.



-Textbook-

We read textbooks to learn.

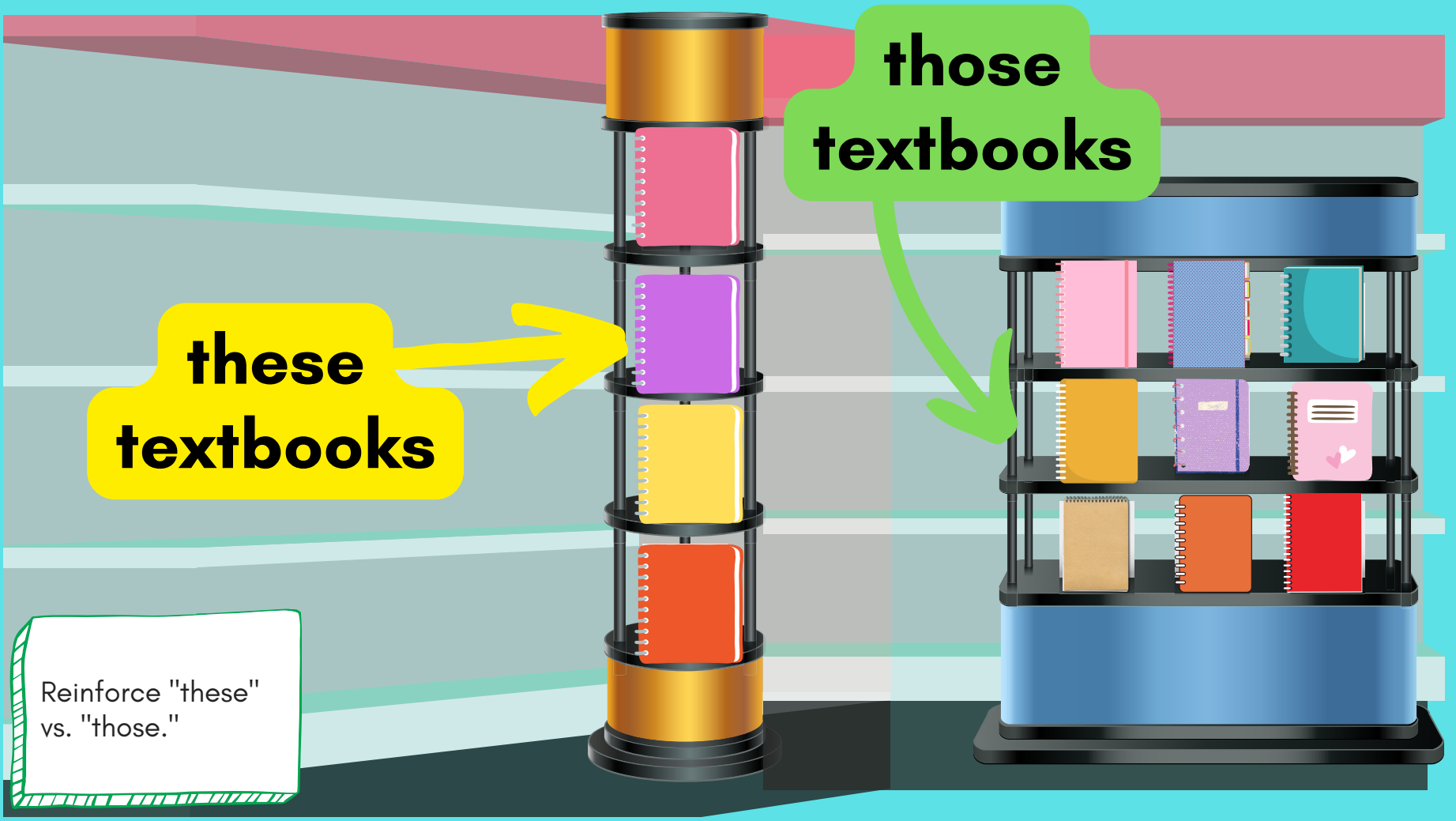


Introduce "textbook" to the student. Ask them to show you their textbooks. Ask them what they are for.

**those
textbooks**

**these
textbooks**

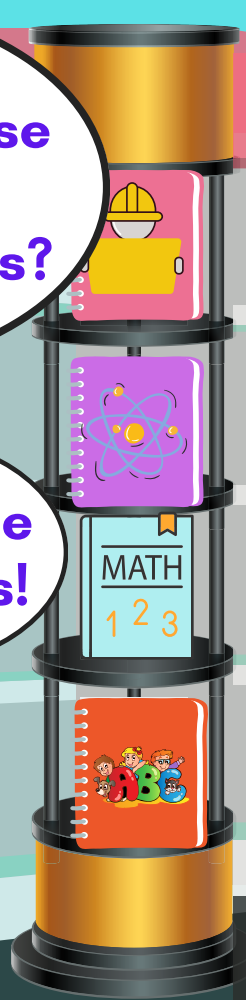
Reinforce "these"
vs. "those."



Do you like these
textbooks or
those textbooks?

I like those
textbooks!

Read and have the
student repeat.
Then, circle the
notebooks Rose
likes.



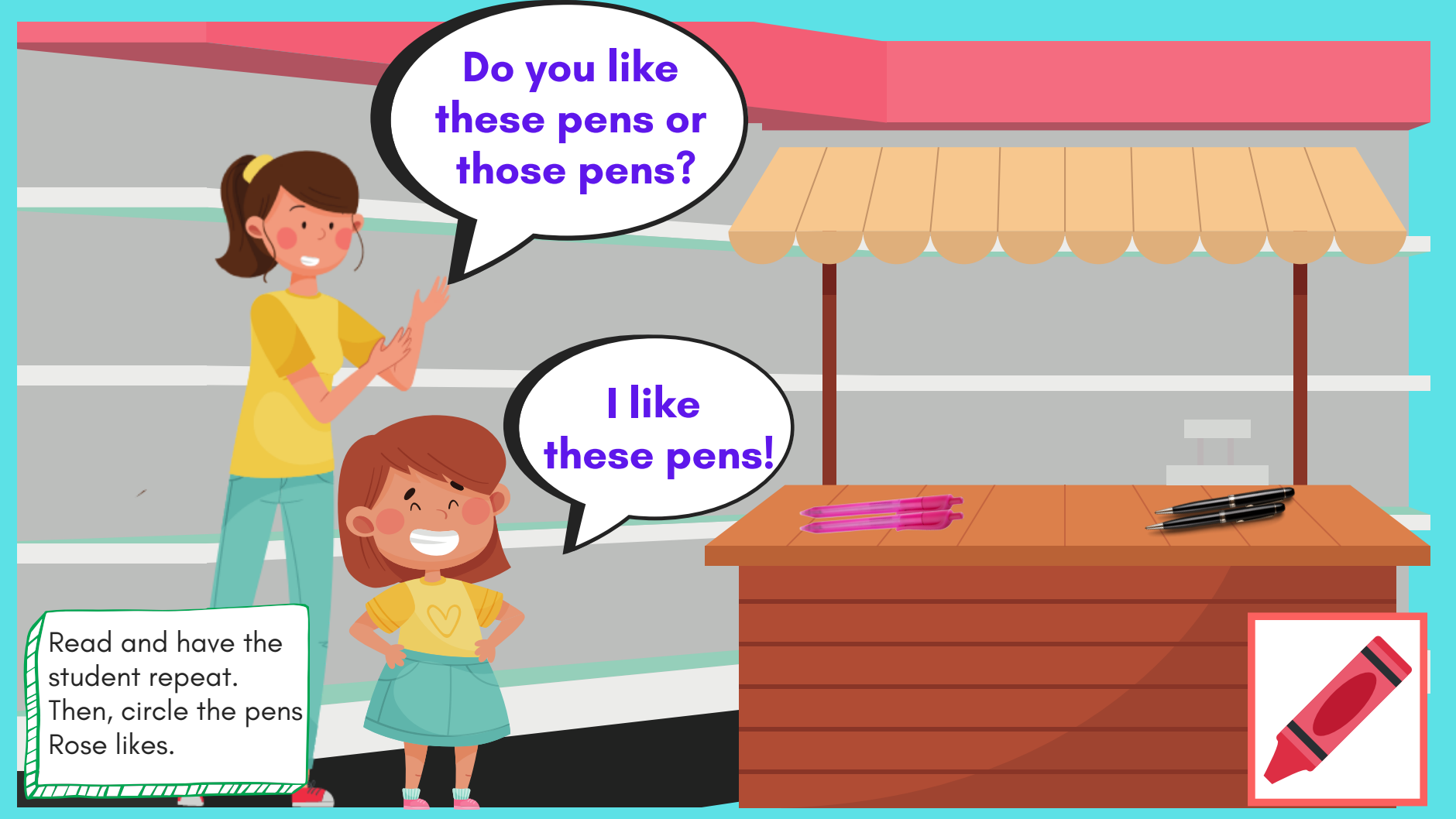
**these
pens**



Reinforce "these"
vs. "those."

**those
pens**





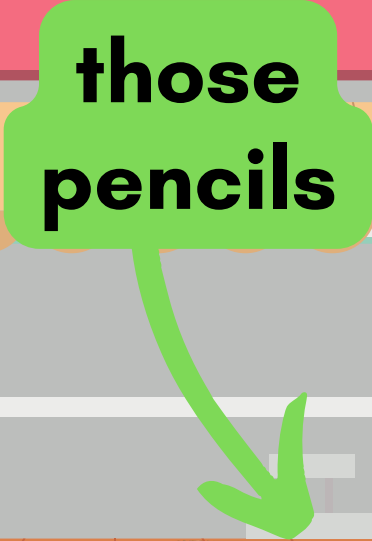
Do you like
these pens or
those pens?

I like
these pens!

Read and have the
student repeat.
Then, circle the pens
Rose likes.



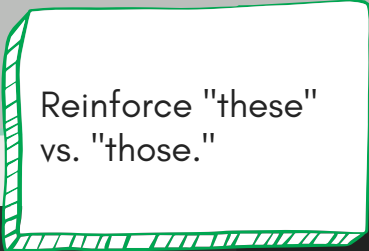
**those
pencils**



**these
pencils**



Reinforce "these"
vs. "those."



Do you like
these pencils or
those pencils?

I like those
pencils!

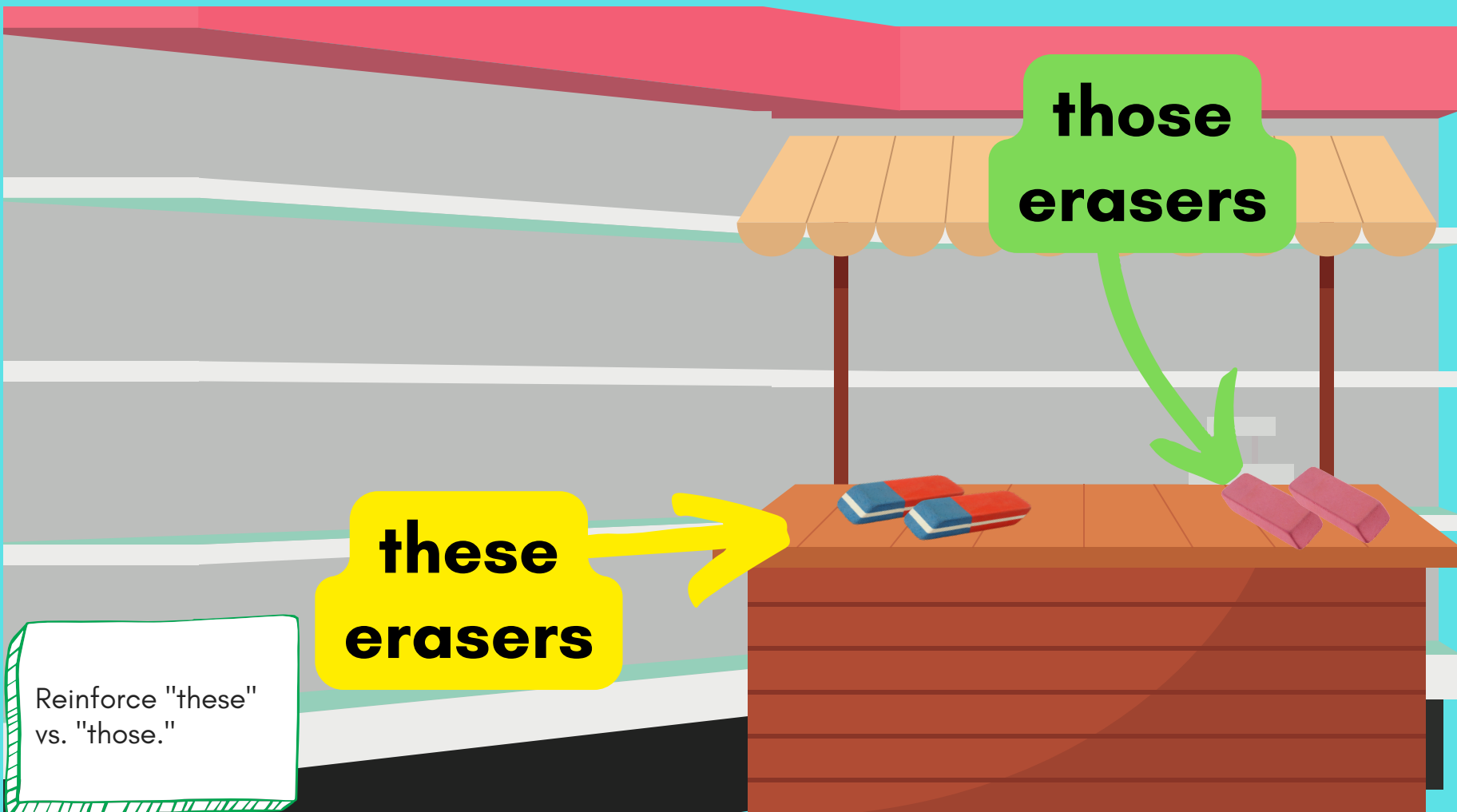
Read and have the
student repeat.
Then, circle the
pencils Rose likes.



**those
erasers**

**these
erasers**

Reinforce "these"
vs. "those."



Do you like
these erasers or
those erasers?


I like these
erasers!

Read and have the
student repeat.
Then, circle the
erasers Rose likes.



**these
pencil sharpeners**

**those
pencil sharpeners**



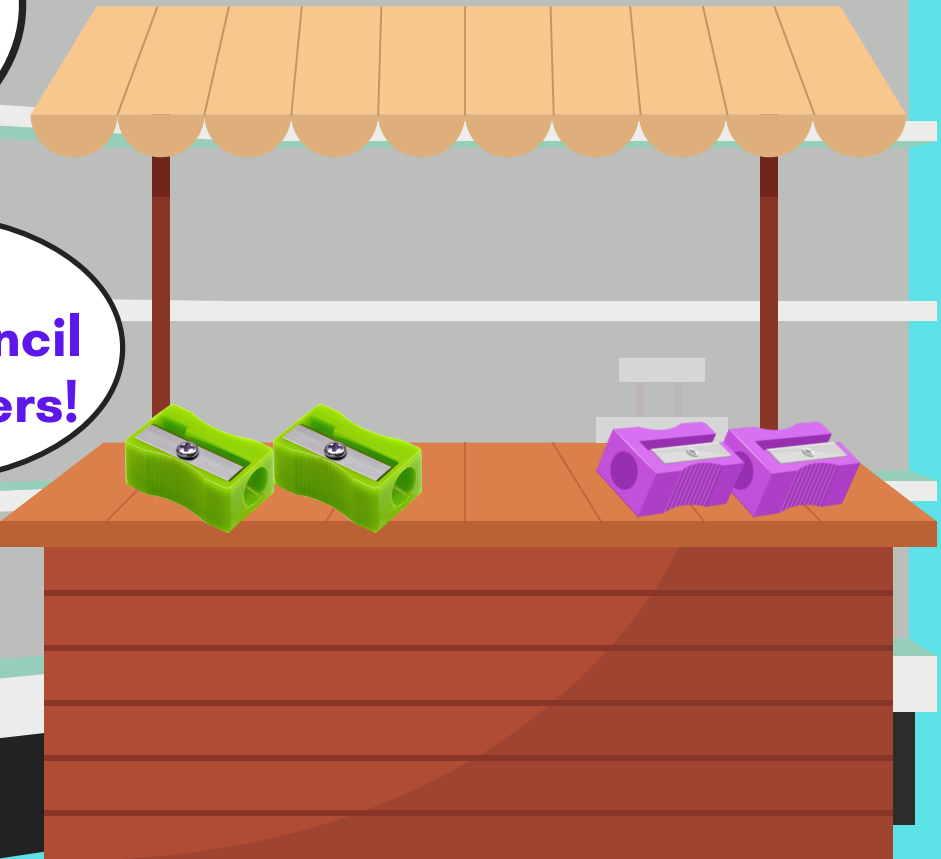
Reinforce "these"
vs. "those."



Do you like
these or those
pencil sharpeners?



I like
those pencil
sharpeners!

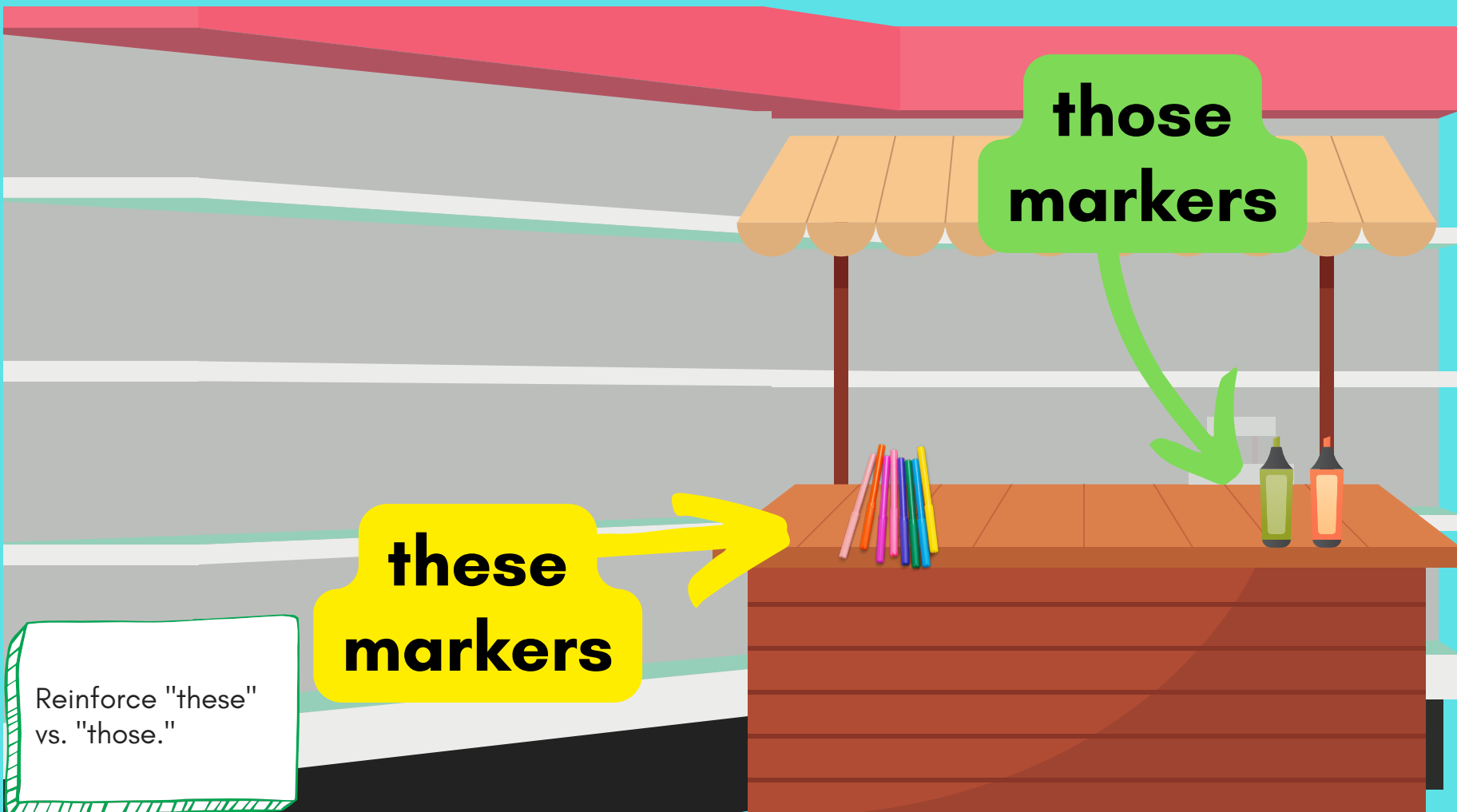


Read and have the
student repeat.
Then, circle the
pencil sharpeners
Rose likes.

**those
markers**

**these
markers**

Reinforce "these"
vs. "those."





Do you want
these markers or
those markers?

I want these
markers!

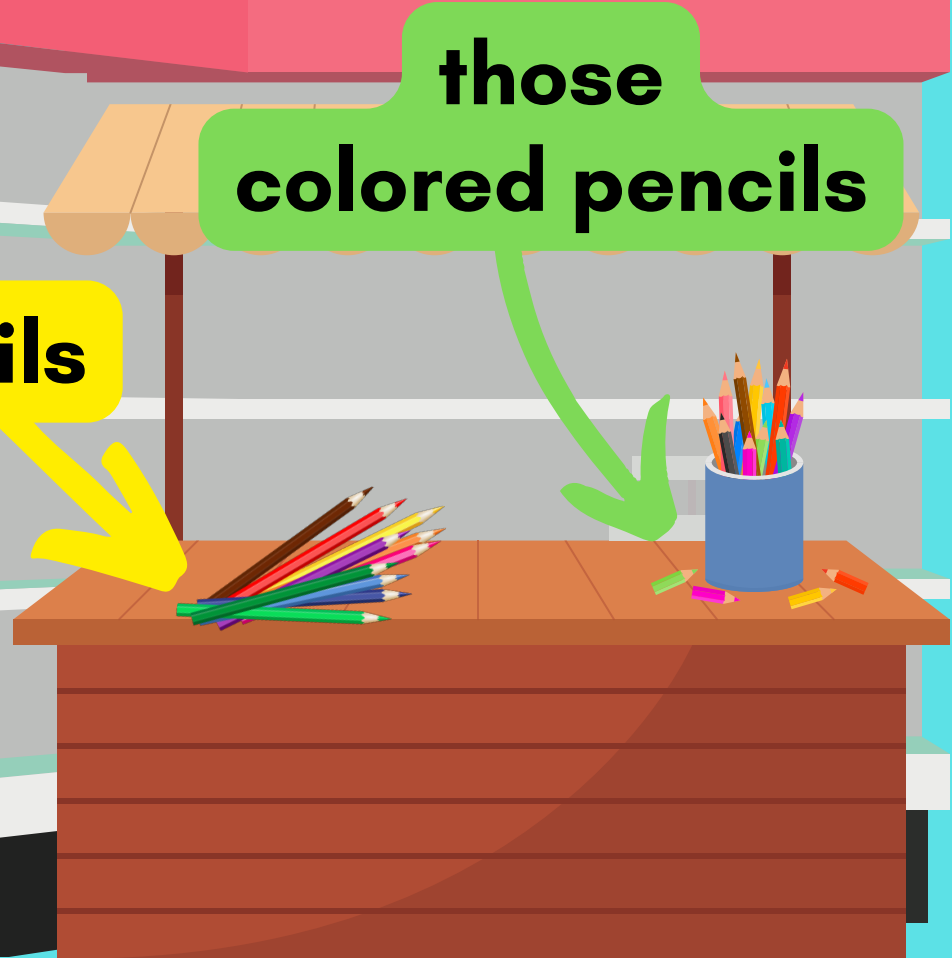
Read and have the
student repeat.
Then, circle the
markers Alex likes.



**these
colored pencils**

**those
colored pencils**

Reinforce "these"
vs. "those."




Do you want
these colored pencils
or those colored
pencils?

I want those
colored pencils!

Read and have the
student repeat.
Then, circle the
colored pencils
Alex likes.



**these
rulers**




**those
rulers**



Reinforce "these"
vs. "those."





Do you want
these rulers or
those rulers?

I want these
rulers!


Read and have the
student repeat.
Then, circle the
rulers Alex likes.



**these
scissors**

**those
scissors**


Reinforce "these"
vs. "those."



Do you want
these scissors or
those scissors?

I want those
scissors!


Read and have the
student repeat.
Then, circle the
scissors Alex likes.



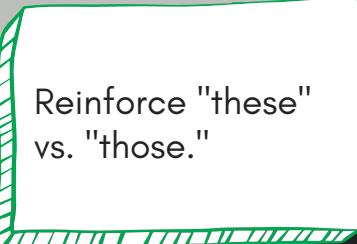
**these
paper clips**




**those
paper clips**



Reinforce "these"
vs. "those."



An illustration of a man and a young boy at a stall. The man, wearing a red shirt and green pants, is pointing towards the boy. The boy, wearing a light blue shirt with a star and red shorts, is smiling with his arms raised. On the counter of the stall, there are several paper clips in various colors: red, yellow, white, blue, and purple. A speech bubble from the man asks, "Do you want these paper clips or those paper clips?". A speech bubble from the boy says, "I want these paper clips!".

Do you want
these paper clips or
those paper clips?

I want these
paper clips!

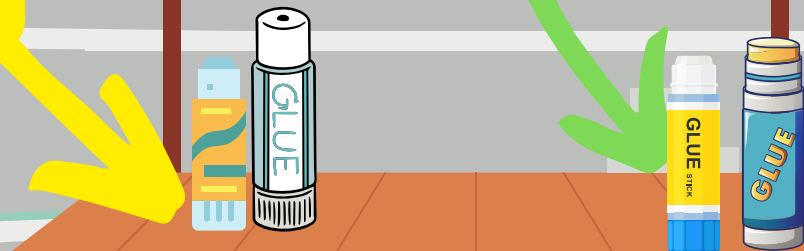
Read and have the
student repeat.
Then, circle the
paper clips Alex
likes.



**these
glue sticks**

**those
glue sticks**

Reinforce "these"
vs. "those."





Do you want
these glue sticks or
those glue sticks?

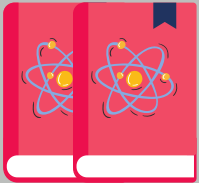

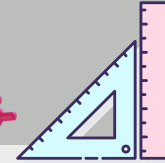





I want those
glue sticks!

Read and have the
student repeat.
Then, circle the glue
sticks Alex likes.




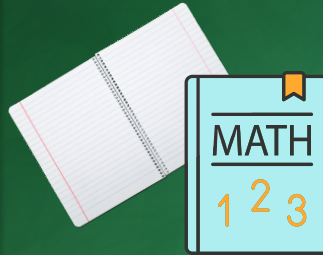
Do you like these or those _____ ?



Have the student practice the target sentence and circle the school supplies they like.



Review:




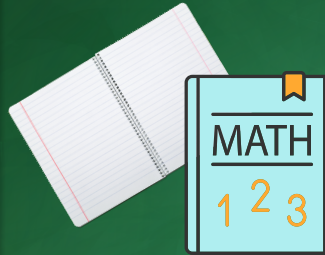
Do you like/want these notebooks or those notebooks?
I like/want those notebooks!



Great job!



Today you learned:



Do you like/want these notebooks or those notebooks?
I like/want those notebooks!





Homework!



- Go through the lesson and find the "these" and "those" pages. Say if you like/want these or those items. Send the video to your teacher.

