A vibrant, cartoon-style illustration of a child's room. At the top, a string of yellow and blue pennant flags hangs across the room. In the center, a wooden desk holds a yellow chair, a blue bag, and some books. To the left, a round pink table with orange legs has a green cup of pens and markers on it, with a wooden chair having a blue seat next to it. To the right, a window shows a bright outdoor scene. On the floor, there's a blue monkey toy on a green stool, a brown teddy bear, and a red box. The text 'Welcome!' is written in large, bold, black letters with a light blue shadow effect, and 'LV1 U9 L2' is written in smaller black letters below it.

# Welcome!

LV1 U9 L2


An illustration of four children with hearing aids. On the left, a girl with brown hair and a boy with black hair are talking. On the right, a girl with dark hair and a boy with blonde hair are talking. The background is yellow with colorful letters. The text is in speech bubbles.

Did you go to school today?

Yes, I did.  
No, I didn't.

What did you do?

Today I ...



# School Supplies


# In this lesson:



marker(s)




colored pencil(s)



ruler(s)



scissors



paper clip(s)



glue  
stick(s)

Do you want these markers or those colored pencils?  
I want these markers!







Let's go buy  
school supplies!

Let's go!



Read and have  
the student  
repeat.



What do you need?

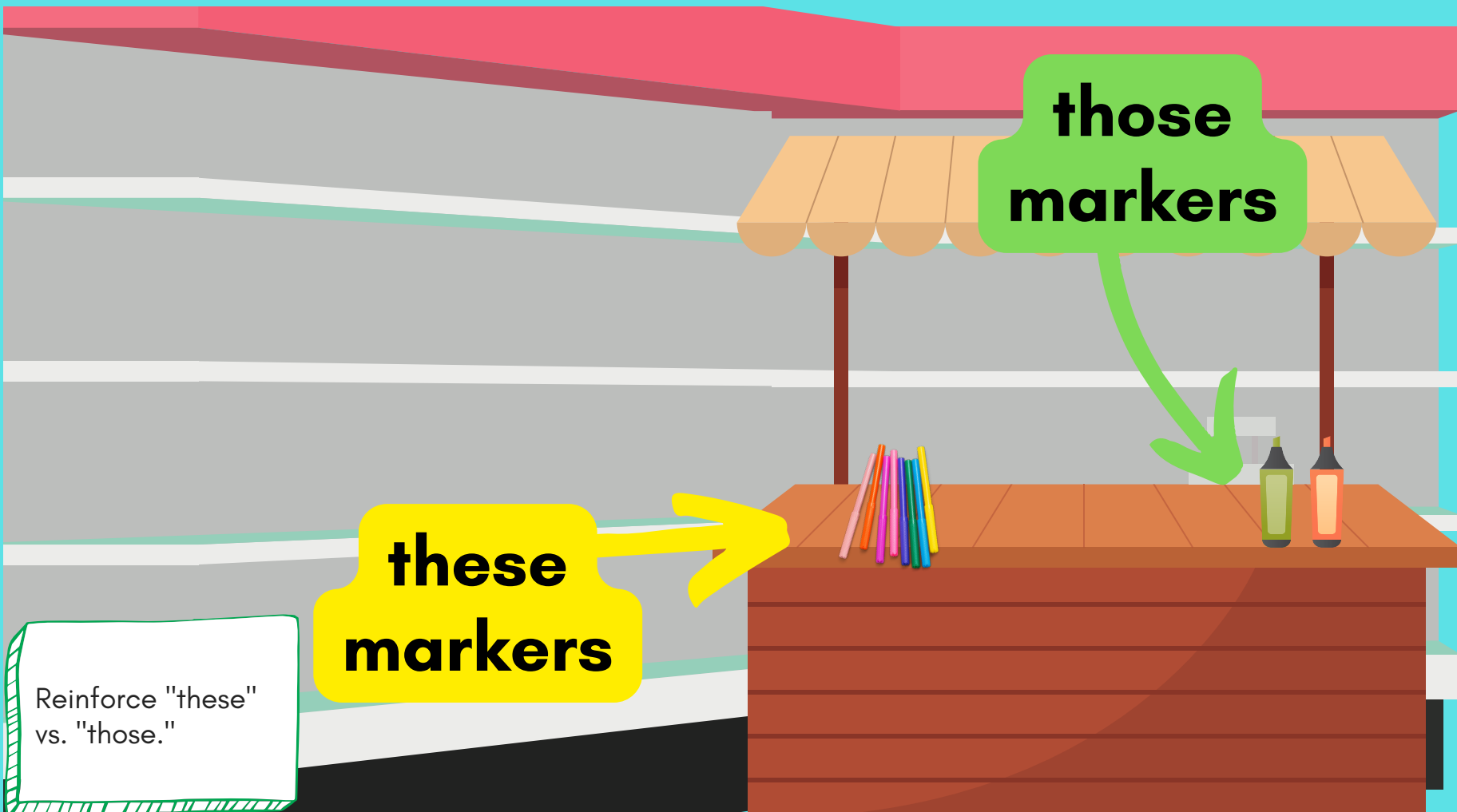
I need some markers!

Read and have the student repeat.

**those  
markers**

**these  
markers**

Reinforce "these"  
vs. "those."





Do you want  
these markers or  
those markers?

I want these  
markers!

Read and have the  
student repeat.  
Then, circle the  
markers Alex likes.







What else  
do you need?

I need some  
colored pencils!

Read and have the  
student repeat.

**these  
colored pencils**

**those  
colored pencils**

Reinforce "these"  
vs. "those."



Do you want  
these colored pencils  
or those colored  
pencils?

I want those  
colored pencils!

Read and have the  
student repeat.  
Then, circle the  
colored pencils  
Alex likes.





What else do  
you need?

I need some  
rulers!




Read and have the  
student repeat.




**these  
rulers**

**those  
rulers**

Reinforce "these"  
vs. "those."





Do you want  
these rulers or  
those rulers?

I want these  
rulers!

Read and have the  
student repeat.  
Then, circle the  
rulers Alex likes.





What else do  
you need?

I need some  
scissors!

Read and have the  
student repeat.

**these  
scissors**

**those  
scissors**

Reinforce "these"  
vs. "those."






Do you want  
these scissors or  
those scissors?

I want those  
scissors!

Read and have the  
student repeat.  
Then, circle the  
scissors Alex likes.





What else do  
you need?

I need some  
paper clips!

Read and have the  
student repeat.

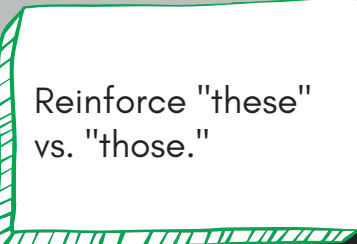
**these  
paper clips**




**those  
paper clips**



Reinforce "these"  
vs. "those."





Do you want  
these paper clips or  
those paper clips?

I want these  
paper clips!

Read and have the  
student repeat.  
Then, circle the  
paper clips Alex  
likes.







Anything else?

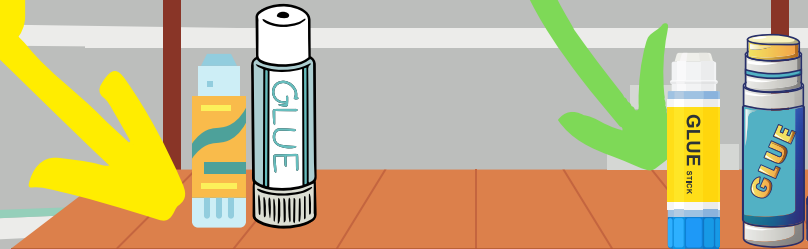
I need some  
glue sticks!

Read and have the  
student repeat.

**these  
glue sticks**

**those  
glue sticks**

Reinforce "these"  
vs. "those."





Do you want  
these glue sticks or  
those glue sticks?


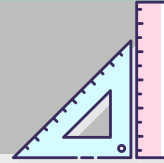


I want those  
glue sticks!

Read and have the  
student repeat.  
Then, circle the glue  
sticks Alex likes.



# Do you want these or those \_\_\_\_\_?



Have the student practice the target sentence and circle the school supplies they like.




# Review:



marker(s)




colored pencil(s)



ruler(s)



scissors



paper clip(s)



glue stick(s)



Do you want these markers or those colored pencils?

I want these markers!



**Great job!**




# Today you learned:



marker(s)




colored pencil(s)



ruler(s)



scissors



paper clip(s)



glue stick(s)

Do you want these markers or those colored pencils?  
I want these markers!







# Homework!



- Look at the "Today you learned" picture. Take a video saying what each item is. If you have any of the items, show them to your teacher and say which items you like and don't like.

