

A vibrant, cartoon-style illustration of a child's room. At the top, a string of yellow and blue pennant flags hangs across the room. In the center, a wooden desk holds a yellow lamp, a stack of books, and a pink ball. To the left, a pink round table with orange legs holds a green pencil holder and some papers. A blue chair with a white seat is positioned to the left of the table. In the foreground, a blue monkey sits on a green stool, and a brown teddy bear sits on the floor near a green rug. A window on the right shows a bright outdoor scene. The floor is brown with a dark brown rug under the table.

Welcome!

LV1 U9 L10

An illustration of four children with hearing aids. On the left, a girl with brown hair and a boy with black hair are talking. On the right, a girl with dark hair and a boy with blonde hair are talking. The background is yellow with colorful letters. The text is in speech bubbles.

Did you go to school today?

Yes, I did.
No, I didn't.



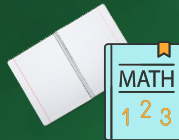
What did you do?

Today I ...



School Supplies

In this lesson:



Aa ↘ Ee ↘ Ii ↘ Oo ↘ Uu ↘
/a/ /a/ /e/ /e/ /i/ /i/ /o/ /o/ /u/ /u/



Story Time!



School Supplies





What are these?


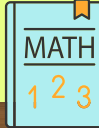
These are yellow notebooks.

Read, and have the student repeat after you. Have them circle the correct item.



What are those?

Those are math textbooks.



Read, and have the student repeat after you. Have them circle the correct item.



What are these?

These are blue pens.

Read, and have the student repeat after you. Have them circle the correct item.



What are those?

Those are long pencils.

Read, and have the student repeat after you. Have them circle the correct item.



What are these?

These are pink erasers.

Read, and have the student repeat after you. Have them circle the correct item.



What are those?

Those are red pencil sharpeners.

Read, and have the student repeat after you. Have them circle the correct item.



What are these?

These are pink markers.

Read, and have the student repeat after you. Have them circle the correct item.



What are those?

Those are short colored pencils.

Read, and have the student repeat after you. Have them circle the correct item.



What are these?

These are blue rulers.

Read, and have the student repeat after you. Have them circle the correct item.



What are those?

Those are black scissors.

Read, and have the student repeat after you. Have them circle the correct item.



What are these?

These are yellow paperclips.

Read, and have the student repeat after you. Have them circle the correct item.



What are these?

These are yellow glue sticks.

Read, and have the student repeat after you. Have them circle the correct item.



What are those?

Those are purple glue sticks.

Read, and have the student repeat after you. Have them circle the correct item.



A stylized illustration of a library. In the foreground, a large blue book with the words "The End" written in bold blue letters is the central focus. The book has a red bookmark sticking out from the bottom. Behind it, there are three shelves of a bookshelf filled with various colorful books. To the left of the book is a dark grey chair, and to the right is a dark grey lamp. The background is a light purple wall, and the floor is a dark grey color. The entire scene is set against a light blue background.

**The
End**

Reading Practice



pat



pet



pit



pot




putt

Have the student
sound out the
words by
themselves.

Reading Practice



sad



set



sip



sob




sun

Have the student
sound out the
words by
themselves.

Reading Practice



dad



bed



hid

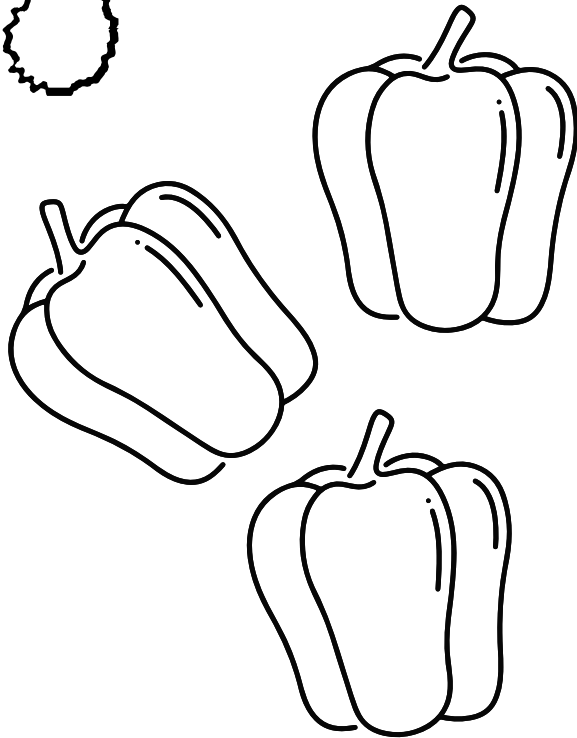


nod



mud

Have the student
sound out the
words by
themselves.




What do you see?



What color should they be?

Have the student answer the questions and color the item accordingly.







What do you see?



What color should it be?

Have the student answer the questions and color the item accordingly.






What do
you see?



What color
should it be?

Have the student
answer the questions
and color the item
accordingly.





Read and have the student repeat. Have them trace the stripes and ask them: What pattern do you see?

I see beetles!

What pattern do you see?



A vibrant illustration of a forest scene. In the foreground, a woman with short brown hair, wearing a light blue shirt and a brown skirt, stands holding a stack of books. She has a speech bubble above her head that says "I see deer!". To her left, two spotted deer are standing on a green patch of grass. One is a larger adult deer with small antlers, and the other is a smaller fawn. The background is filled with lush green foliage, including large ferns and various trees with dense leaves. The overall scene is bright and colorful.

I see deer!

What pattern do you see?

Read and have the student repeat. Have them draw the spots and ask them: What pattern do you see?






I see a
plant!

What pattern
do you see?

Read and have the
student repeat. Have
them trace the spirals
and ask them: What
pattern do you see?



Story Time!



Monster Numbers -Hide and Seek-



Do you see a
number?

shh

Read, and have the student repeat after you. Have them circle the number(s) and say what number it is.



Do you see a
number?



Read, and have the student repeat after you. Have them circle the number(s) and say what number it is.




Do you see a
number?



Read, and have the student repeat after you. Have them circle the number(s) and say what number it is.





Read, and have the student repeat after you. Have them circle the number(s) and say what number it is.




Do you see a
number?



Read, and have the student repeat after you. Have them circle the number(s) and say what number it is.




Do you see a
number?



Read, and have the student repeat after you. Have them circle the number(s) and say what number it is.




An open book with a colorful illustration. The left page shows a pond with two blue monsters, one shaped like the number 1 and one like the number 2, both wearing party hats. There are lily pads and rocks in the pond. The right page shows a girl with red hair, wearing a purple shirt and a white skirt with red stripes, holding a magnifying glass. A speech bubble above her says "Do you see a number?".

Do you see a
number?

Read, and have the student repeat after you. Have them circle the number(s) and say what number it is.




Do you see a number?



Read, and have the student repeat after you. Have them circle the number(s) and say what number it is.





Read, and have the student repeat after you. Have them circle the number(s) and say what number it is.

Do you see a number?



Do you see a number?




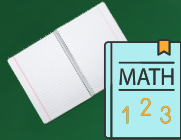
Read, and have the student repeat after you. Have them circle the number(s) and say what number it is.



A stylized illustration of a library. In the foreground, a large blue book with the words "The End" written in bold blue letters is the central focus. The book has a red bookmark sticking out from the bottom. Behind the book, there are three shelves of a bookshelf filled with various colorful books. To the left of the book, there is a dark grey chair and a desk. To the right, there is a dark grey lamp. The background is a light purple color, and the entire scene is set against a light blue background.

**The
End**

Review:




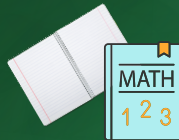
Aa ↘ Ee ↘ Ii ↘ Oo ↘ Uu ↘
/a/ /a/ /e/ /e/ /i/ /i/ /o/ /o/ /u/ /u/



Great job!



Today you learned:



Aa ↘ Ee ↘ Ii ↘ Oo ↘ Uu ↘
/a/ /a/ /e/ /e/ /i/ /i/ /o/ /o/ /u/ /u/





Homework!



- Look at the "Today you learned" picture. Practice making sentences with what you see in that picture. Send the recording or video to your teacher.

