A vibrant, cartoon-style illustration of a child's room. At the top, a string of yellow and blue pennant flags hangs across the room. In the center, a wooden desk holds a yellow pencil holder with blue pens, a green pencil sharpener, and a stack of books. To the left of the desk is a wooden chair with a blue seat and a white backrest. In front of the desk is a round pink table with a yellow pencil holder and a yellow pencil. To the right of the desk is a green beanbag chair with a brown teddy bear sitting on it. In the foreground, a blue monkey toy sits on a small green stool. A red box is on the floor to the right. A window with a yellow frame is on the right wall, showing a bright yellow sun and green foliage. The floor is brown with a dark brown rug under the table and chair.

Welcome!

LV1 U9 L1


An illustration of four children with hearing aids. On the left, a girl with brown hair and a boy with black hair are talking. On the right, a girl with dark hair and a boy with blonde hair are talking. The background is yellow with colorful letters. The text is in speech bubbles.

Did you go to school today?

Yes, I did.
No, I didn't.

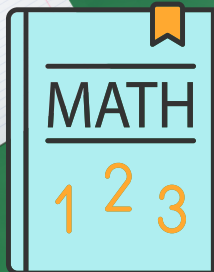
What did you do?

Today I ...



School Supplies

In this lesson:



notebook(s) / textbook(s)



pen(s) pencil(s)



eraser(s)



pencil sharpener(s)

Do you like these notebooks or those notebooks?

I like those notebooks!





Let's go buy school supplies!

Let's go!



Read and have the student repeat.
Introduce: "School supplies."






What do you need?

I need some notebooks!

Read and have the student repeat.

-Notebook-

We write notes in notebooks.

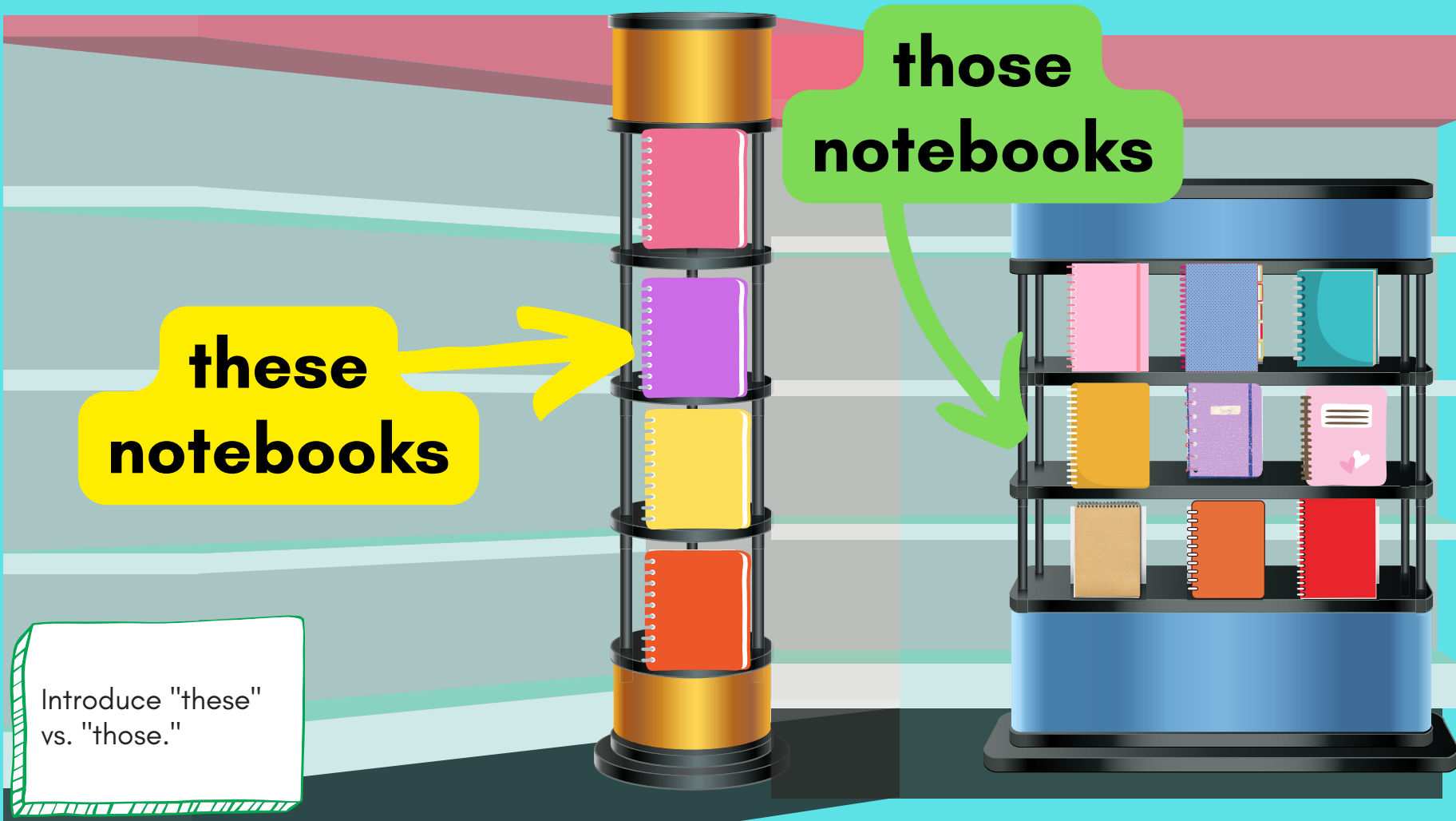


Introduce "notebook" to the student. Ask them to show you their notebook. Do they like notebooks with or without lines?

**those
notebooks**

**these
notebooks**

Introduce "these"
vs. "those."





Do you like these notebooks or those notebooks?

I like these notebooks!

Read and have the student repeat. Then, circle the notebooks Rose likes.







What else do you need?

I need some textbooks!

Read and have the student repeat.

-Textbook-

We read textbooks to learn.

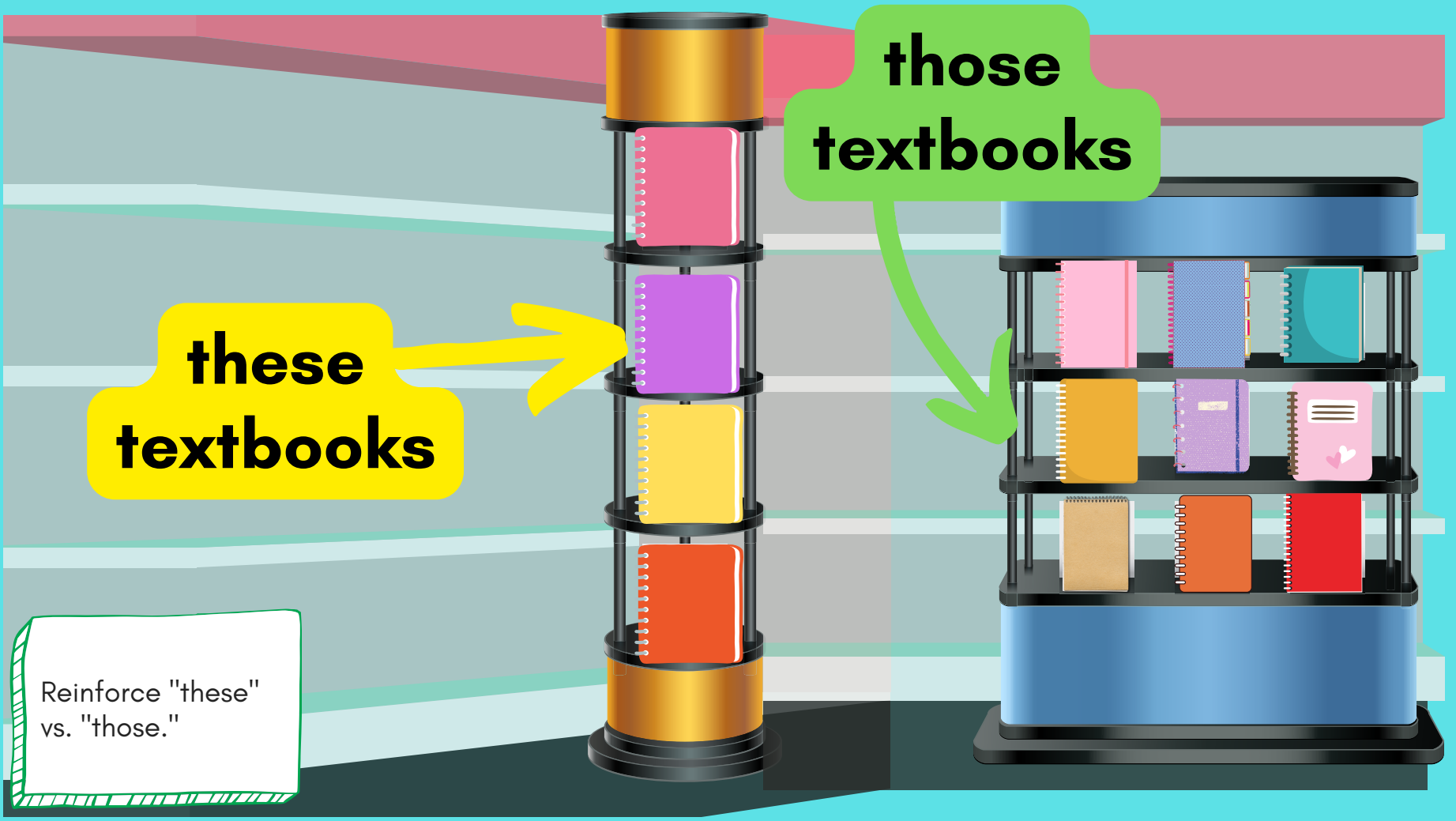


Introduce "textbook" to the student. Ask them to show you their textbooks. Ask them what they are for.

**those
textbooks**

**these
textbooks**


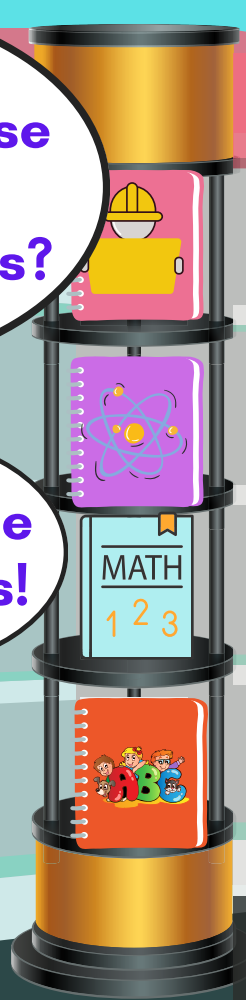
Reinforce "these"
vs. "those."



Do you like these
textbooks or
those textbooks?

I like those
textbooks!

Read and have the
student repeat.
Then, circle the
textbooks Rose likes.





What else do you need?

I need some pens!

Read and have the student repeat.


**these
pens**



Reinforce "these"
vs. "those."

**those
pens**





Do you like
these pens or
those pens?



I like
these pens!

Read and have the
student repeat.
Then, circle the pens
Rose likes.





What else do you need?

I need some pencils!


Read and have the student repeat.

**those
pencils**

**these
pencils**

Reinforce "these"
vs. "those."



An illustration of a woman and a young girl standing in front of a wooden pencil stand. The woman, on the left, has brown hair in a ponytail and is wearing a yellow shirt and teal pants. She is gesturing with her hands as if speaking. The girl, on the right, has brown hair and is wearing a yellow shirt with a heart and a teal skirt. She is smiling. The pencil stand is made of wood and has a yellow scalloped awning. On the stand, there are two pairs of pencils: one pair is brown and the other is yellow. A red crayon is shown in a separate box in the bottom right corner.

Do you like
these pencils or
those pencils?

I like those
pencils!

Read and have the
student repeat.
Then, circle the
pencils Rose likes.





What else do you need?

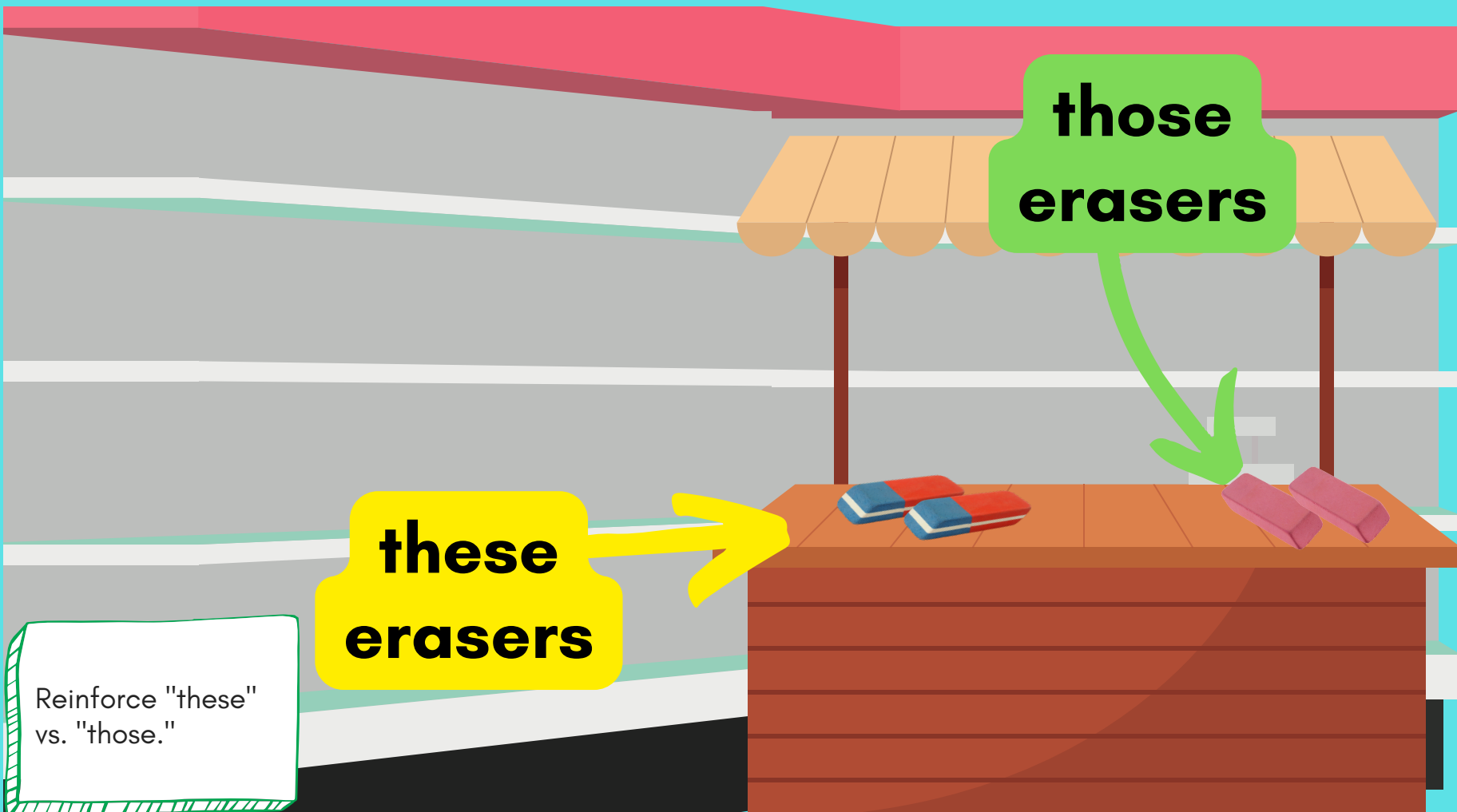
I need some erasers!

Read and have the student repeat.

**those
erasers**

**these
erasers**

Reinforce "these"
vs. "those."



Do you like
these erasers or
those erasers?

I like these
erasers!

Read and have the
student repeat.
Then, circle the
erasers Rose likes.






Anything else?

I need some
pencil sharpeners!

Read and have the
student repeat.

**these
pencil sharpeners**

**those
pencil sharpeners**



Reinforce "these"
vs. "those."

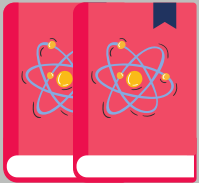




Do you like
these or those
pencil sharpeners?

I like
those pencil
sharpeners!

Read and have the
student repeat.
Then, circle the
pencil sharpeners
Rose likes.

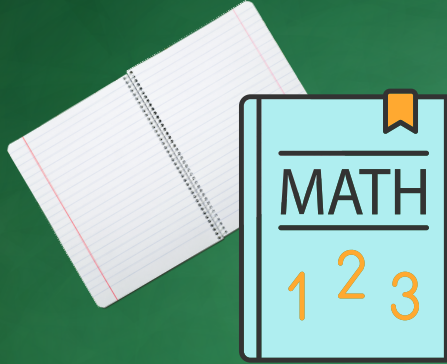
Do you like these or those _____?



Have the student practice the target sentence and circle the school supplies they like.



Review:



notebook(s) / textbook(s)



pen(s) pencil(s)



eraser(s)



pencil sharpener(s)



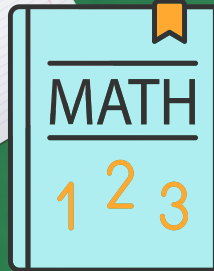

Do you like these notebooks or those notebooks?
I like those notebooks!



Great job!



Today you learned:



notebook(s) / textbook(s)



pen(s)



pencil(s)



eraser(s)



pencil sharpener(s)

Do you like these notebooks or those notebooks?
I like those notebooks!





Homework!



- Look at the "Today you learned" picture. Take a video saying what each item is. If you have any of the items, show them to your teacher and say which items you like and don't like.

