


A vibrant, cartoon-style illustration of a child's room. The room features a wooden desk with a yellow chair, a pink table with a blue chair, and a window with a view of greenery. A string of yellow and blue pennants hangs from the ceiling. The floor is brown with a red rug. A blue monkey toy sits on a green stool, and a red teddy bear is on the floor. A red box is also visible.

Welcome!

LV1 U8 L9

What did you
do today?



I went to ____.
I played ____.



How do you
feel today?



I feel ____.
(happy, excited, sad, upset)

People & Jobs



In this lesson:



Do you see a number?
I see number ____.



Story Time!



Monster Numbers -Hide and Seek-




Let's play hide and seek!



Read, and have the student repeat after you.

Introduce: "hide and seek."




Read, and have the student repeat after you.

Close your eyes!

Count to ten!

1, 2, 3, 4, 5,
6, 7, 8, 9, 10!



Read, and have the
student repeat after
you.



**Ready or not,
here I come!**

Read, and have the
student repeat after
you.

Do you see a
number?

shh

Read, and have the student repeat after you. Have them circle the number(s) and say what number it is.



Do you see a
number?



Read, and have the student repeat after you. Have them circle the number(s) and say what number it is.

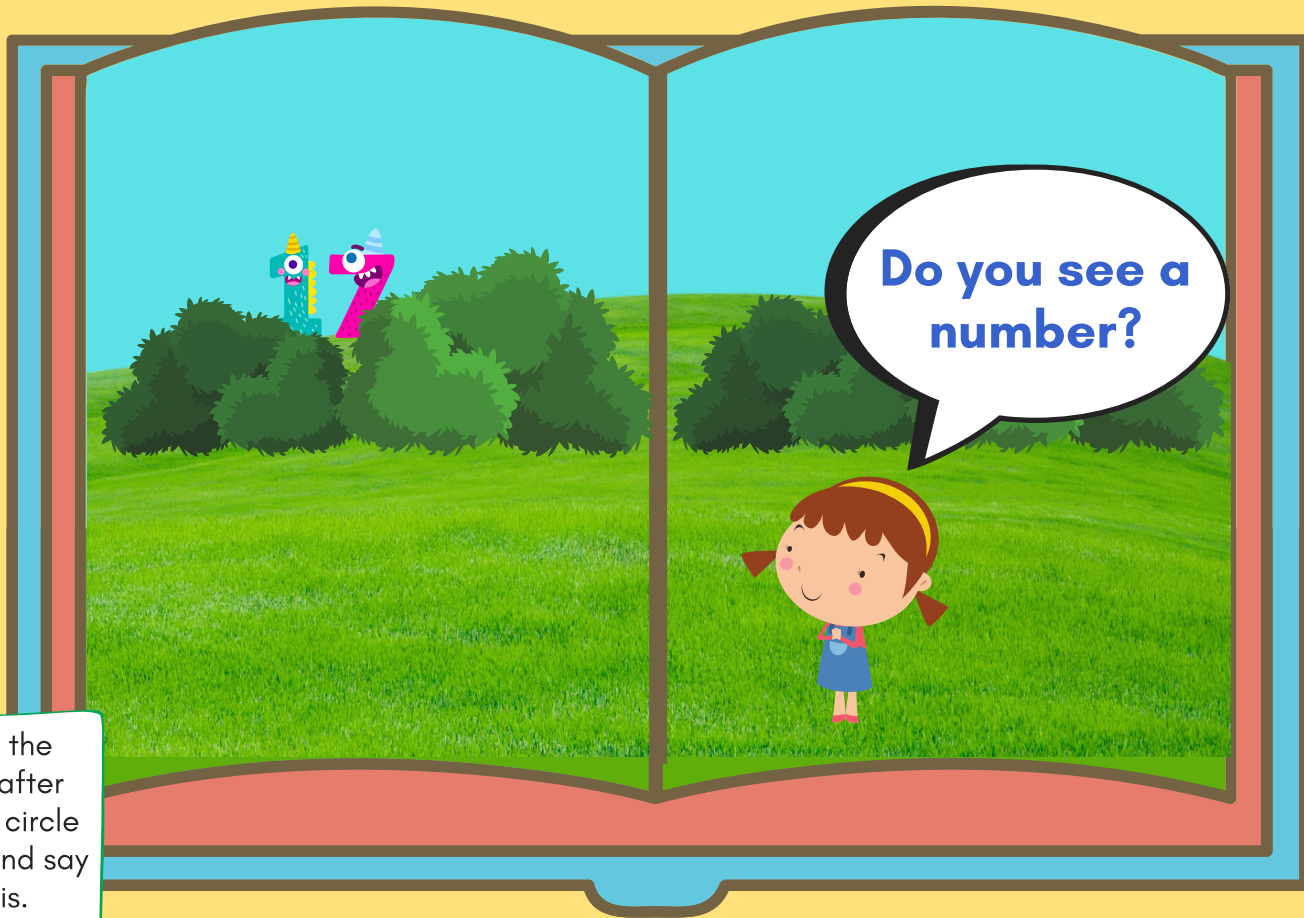


Do you see a
number?



Read, and have the student repeat after you. Have them circle the number(s) and say what number it is.





Read, and have the student repeat after you. Have them circle the number(s) and say what number it is.

Do you see a number?



Do you see a
number?

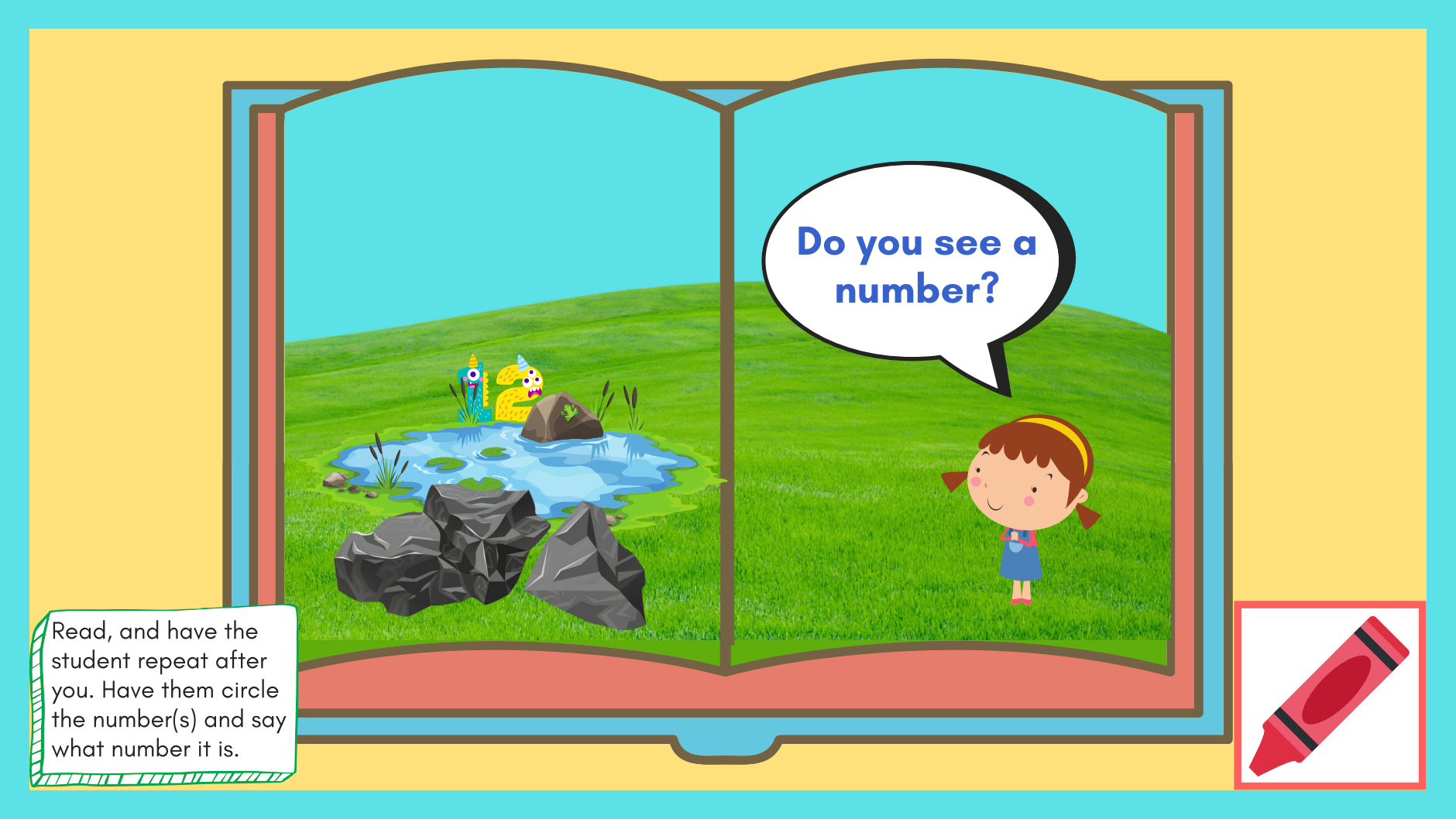
Read, and have the student repeat after you. Have them circle the number(s) and say what number it is.



Do you see a
number?

Read, and have the student repeat after you. Have them circle the number(s) and say what number it is.






Do you see a
number?

Read, and have the student repeat after you. Have them circle the number(s) and say what number it is.




Do you see a number?



Read, and have the student repeat after you. Have them circle the number(s) and say what number it is.





Read, and have the student repeat after you. Have them circle the number(s) and say what number it is.



Do you see a
number?

Read, and have the student repeat after you. Have them circle the number(s) and say what number it is.



Thanks for
playing with me!



Read, and have the
student repeat after
you.

A stylized illustration of a library. In the foreground, a large blue book with the words "The End" written in bold blue letters is the central focus. The book has a red bookmark sticking out from the bottom. Behind the book, there are three shelves filled with various colorful books. To the left of the book is a dark grey chair, and to the right is a dark grey lamp. The background is a light purple wall, and the floor is a dark grey color. The entire scene is set against a light blue background.

**The
End**

Review:



Do you see a number?
I see number ____.



Great job!



Today you learned:



Do you see a number?
I see number ____.





Homework!

- Read the story with a parent or friend. Send an audio recording or video of you reading the story to your teacher.

