


A vibrant, cartoon-style illustration of a child's room. At the top, a string of yellow and blue pennant flags hangs across the room. In the center, a wooden desk holds a yellow pencil holder, a purple camera, a blue pencil case, and a pink ball. To the left, a round pink table with orange legs has a green pencil holder and yellow pencils on it. A wooden chair with a blue seat and white backrest stands to the left of the table. In the foreground, a blue monkey sits on a green stool. To the right, a brown teddy bear sits on a green rug. A window on the right side shows a bright yellow sun and green foliage. The floor is brown with a dark brown rug.

Welcome!

LV1 U8 L8

What did you
do today?



I went to ____.
I played ____.



How do you
feel today?





I feel ____.
(happy, excited, sad, upset)

People & Jobs



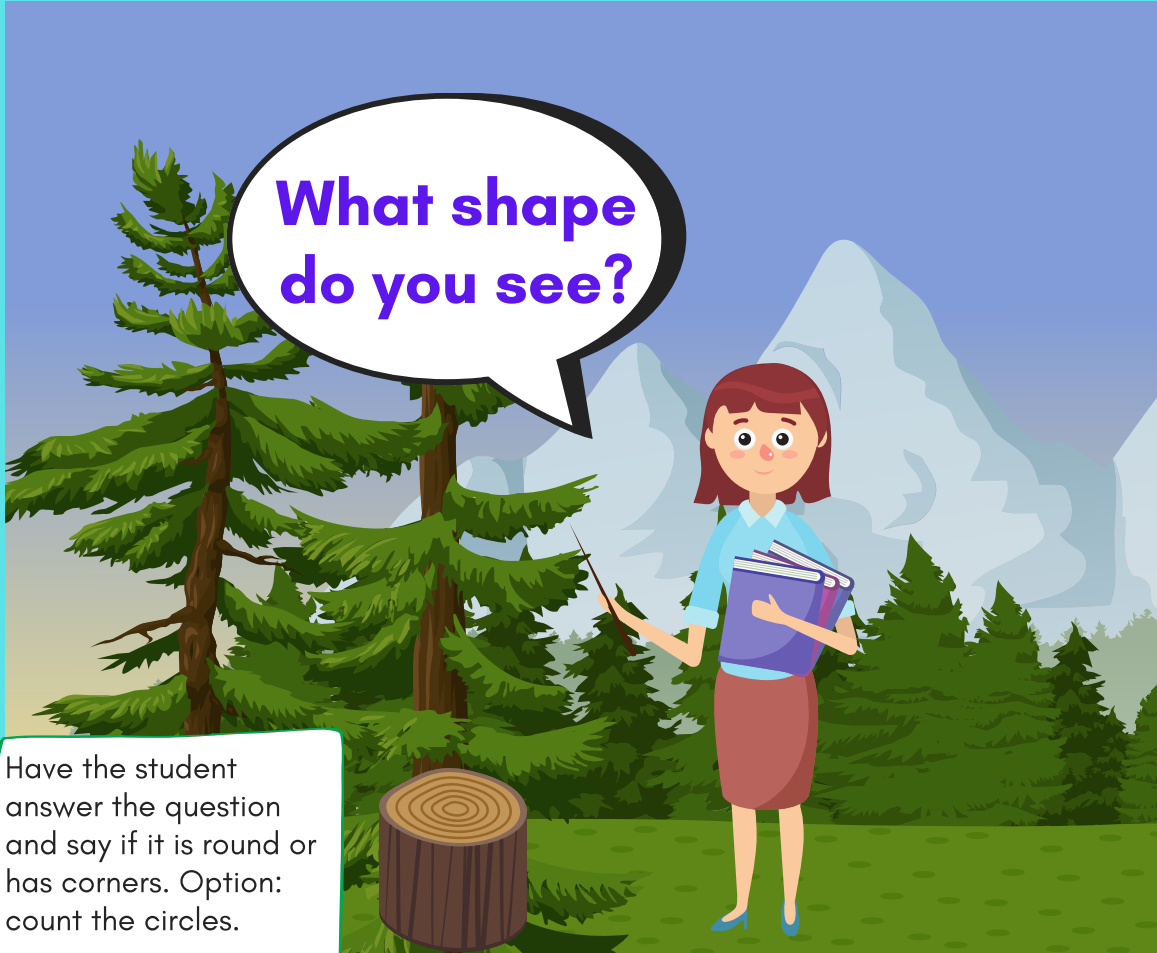
In this lesson:




I see seventeen (17) teachers.

I see eighteen (18) cooks.



A teacher with short brown hair, wearing a light blue shirt and a brown skirt, stands in a forest. She is holding a stack of books and pointing with a stick towards a tree trunk. In the background, there are green pine trees and a blue mountain range under a blue sky. A speech bubble is positioned above her.

**What shape
do you see?**

A small, cut tree stump with visible concentric growth rings, sitting on a patch of green grass.

Have the student
answer the question
and say if it is round or
has corners. Option:
count the circles.





Look at the fields!

What shapes do you see?



Read, and have the student repeat. Then, have them circle the shapes.



What shapes
do you see?



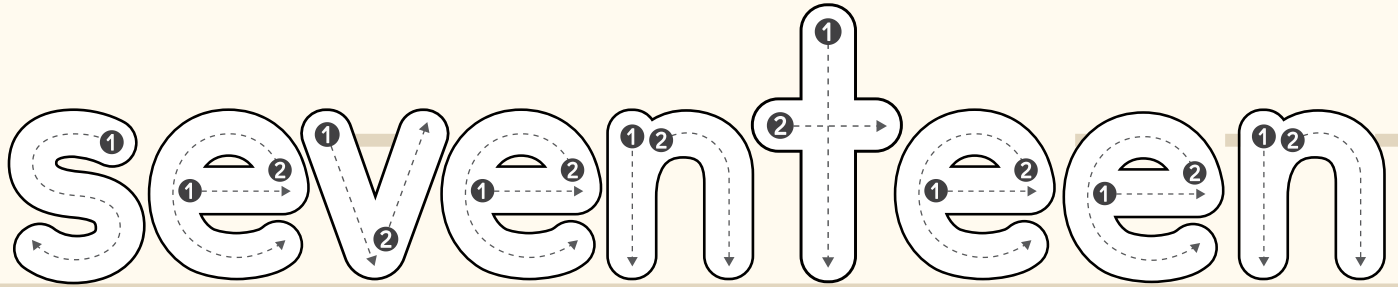
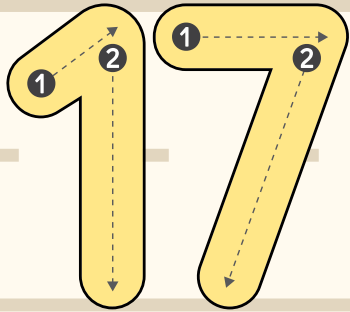
Have the student
answer the question.
Find all of the shapes
and say if they are
round or have corners.



Introduce the number.



seventeen




Demonstrate, then have the student trace and say the number.



Have the student
count to
seventeen using
the smoothies.


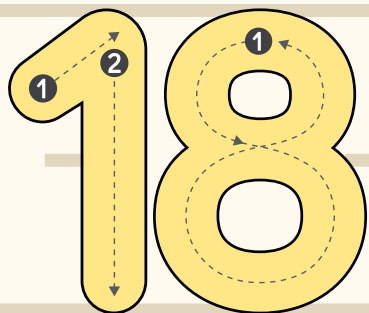


**Seventeen
smoothies!**



Introduce the number.

eighteen



Demonstrate, then have the student trace and say the number.



Have the student count to eighteen using the pizzas.



Eighteen pizzas!

How many doctors do you see?



How many cooks do you see?



How many vets do you see?



How many police officers do you see?



How many fire fighters do you see?



How many artists do you see?





How many bus drivers do you see?



How many teachers do you see?



Review:



I see seventeen (17) teachers.



I see eighteen (18) cooks.



Great job!



Today you learned:



I see seventeen (17) teachers.

I see eighteen (18) cooks.



Homework!



- Use objects in your home (cups, lights, fruit, etc.) to help you count to 18!

Send an audio recording or video to your teacher.

