




Welcome!

LV1 U8 L7

What did you
do today?



I went to ____.
I played ____.



How do you
feel today?




I feel ____.
(happy, excited, sad, upset)

People & Jobs



In this lesson:



A circle is round!

A square has four corners!






Let's make
fruit salad!


Read, and have the
student repeat.
Talk about the fruit
you see and what
color it is.

guava

lychee



Make a fruit salad with the student. Have them circle the items they like.
Option: Draw the fruit in the bowl.



**A circle
is round!**

Which items are round?







Introduce the concept of something being "round."





A square has corners!

Which items have corners?


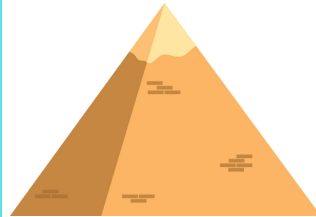



Introduce the concept of a "corner."
Ask the student:
How many corners does a square have?



A triangle has corners!

Which items have corners?






Reinforce the concept of a "corner."
Ask the student:
How many corners does a triangle have?

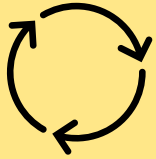


A rectangle has corners!


Which items have corners?






Reinforce the concept of a "corner."
Ask the student:
How many corners does a rectangle have?



It's round!



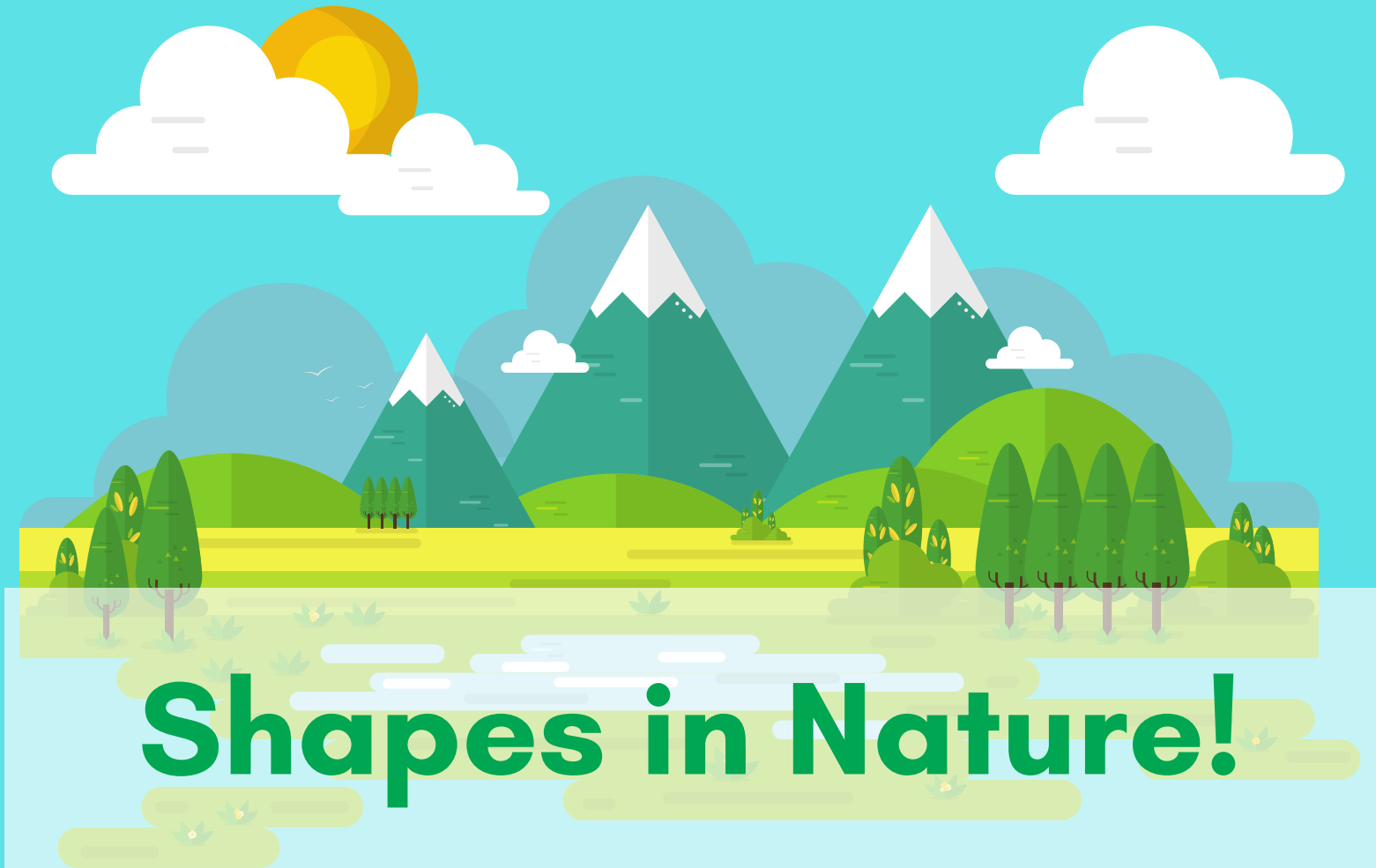
It has corners!



Have the student circle each item and say if it is round or if it has corners.



Look around your desks!
What round items do
you have? Which items
have corners?



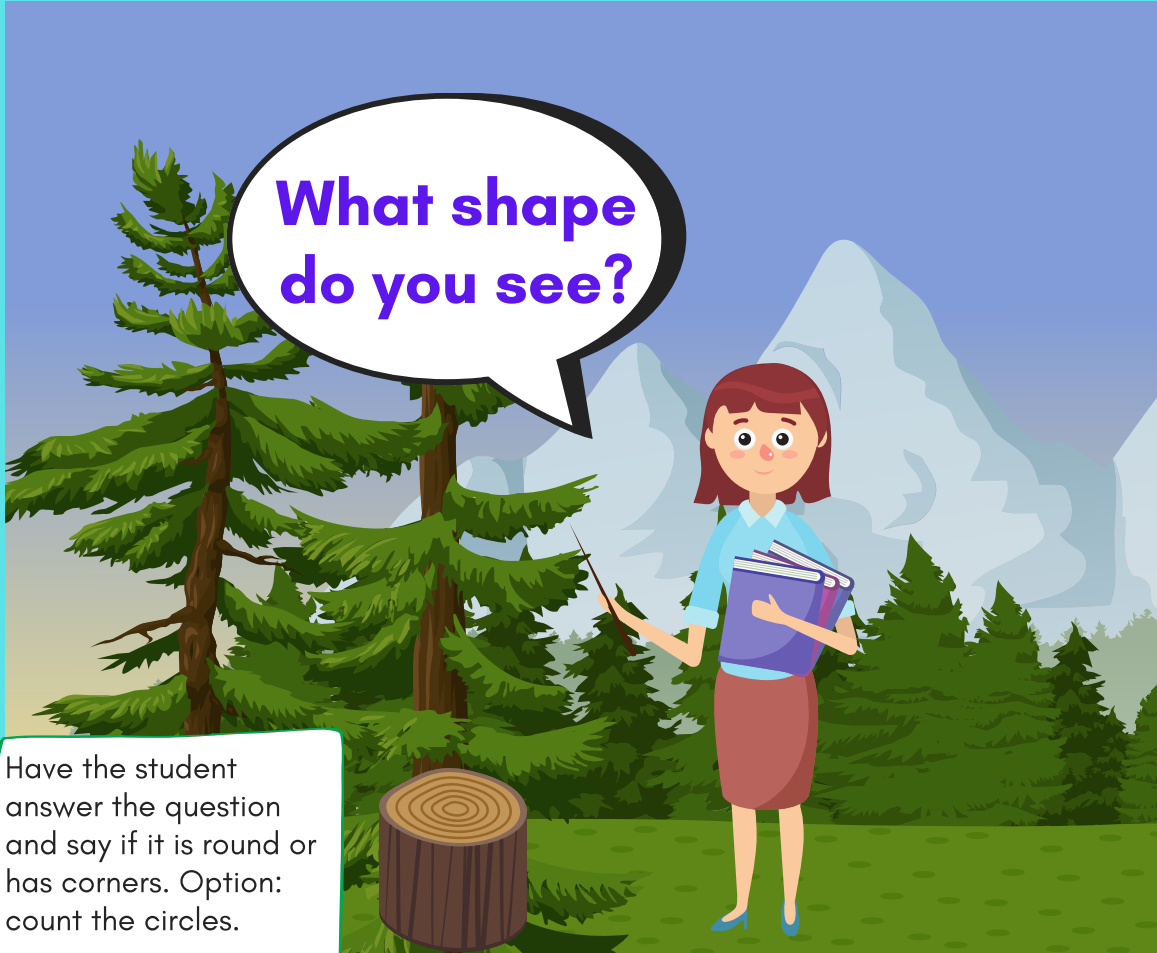
Shapes in Nature!

An illustration of a female teacher with short brown hair, wearing a light blue shirt and a brown skirt, holding a stack of books. She is pointing with a stick towards a tree stump in a forest. The forest has several tall green pine trees and snow-capped mountains in the background. A speech bubble above her says "Look at the tree stump!". A pink arrow points to the tree stump. In the bottom right corner, there is a red-bordered box containing a red crayon.

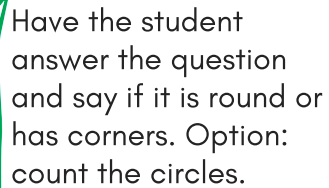
**Look at the
tree stump!**

Read, and have the student repeat. Then, have them circle the tree stump.



A teacher with short brown hair, wearing a light blue shirt and a brown skirt, stands in a forest. She is holding a stack of books and pointing with a stick towards a tree stump. In the background, there are green pine trees and a large, light blue mountain peak under a clear sky. A speech bubble is positioned above her.

**What shape
do you see?**

A white rectangular box with a green border and a small green zigzag pattern at the bottom left corner. It contains text providing instructions for a classroom activity.

Have the student answer the question and say if it is round or has corners. Option: count the circles.





Look at the fields!

What shapes do you see?



Read, and have the student repeat. Then, have them circle the shapes.



A teacher with short brown hair, wearing a light blue shirt and a brown skirt, stands in a garden. She is holding a stack of books and pointing with a thin stick towards a wooden table. On the table sits a sliced lime. To the right of the table is a large yellow pot containing a tree with green leaves and several green limes. The background features rolling green hills and a blue sky with white clouds. A speech bubble above the teacher contains the text "Look at the lime!".

Look at
the lime!

Read, and have the student repeat. Then, have them circle the lime.



What shapes
do you see?





Have the student
answer the question.
Find all of the shapes
and say if they are
round or have corners.



Do you know
any shapes
in nature?



Review:



A circle is round!


A square has four corners!



Great job!



Today you learned:



A circle is round!

A square has four corners!





Homework!

- Take a walk in the park or through a market. Find shapes in food and nature! Send a video of what you see to your teacher!

