


A vibrant, cartoon-style illustration of a child's room. At the top, a string of yellow and blue pennant flags hangs across the room. In the center, a wooden desk holds a yellow pencil holder, a purple camera, a blue ball, and a stack of books. To the left, a wooden chair with a blue seat and a white cushion stands next to a round pink table with a yellow pencil holder and a purple pencil. In the foreground, a blue monkey sits on a green stool, and a brown teddy bear sits on a green rug. A window on the right shows a bright yellow sun and green foliage. The floor is brown with a dark brown rug.

Welcome!

LV1 U8 L6

What did you
do today?



I went to ____.
I played ____.



How do you
feel today?



I feel ____.
(happy, excited, sad, upset)

People & Jobs



In this lesson:

Aa

/a/ /a/



Ee

/e/ /e/

Ii

/i/ /i/



Oo

/o/ /o/



pink



brown



The watermelon is pink!
The potatoes are brown!





P_t




p_t



p_t



p_t



J_ck



M_g



T_m



D_t




b_g



b_g



b_g



b_g



Have the student drag an "a," "e," "i," or "o" to complete the word.

Reading Practice

Pat's pet fell
in a pit and
got a pot.



Reading Practice

Jack and Meg
walk to school
with Tim and
Dot.



Reading Practice

Beg for a
big bag at
the bog.





Welcome to
my kitchen!

Read, and have the
student repeat.
Circle the cook and
ask the student:
"Who is he?"



A cartoon illustration of a chef in a kitchen. The chef is wearing a white chef's hat with a green band, a white chef's coat with green buttons, and a green apron over black pants. He is holding a black frying pan in his left hand and a glass of orange juice in his right hand. A speech bubble above him says "Let's cook some food!". The kitchen has a brick wall background. To the left is a wooden shelf with various meats. In the center is a stove with a yellow flame. To the right is a refrigerator filled with food. Three colorful pans (pink, yellow, pink) are hanging from the wall above the stove.

Let's cook
some food!

Read, and have the
student repeat.
Ask the student: "Do
you like to cook?"




Let's make
fruit salad!


Read, and have the
student repeat.
Talk about the fruit
you see and what
color it is.

guava

lychee



Make a fruit salad with the student. Have them circle the items they like.
Option: Draw the fruit in the bowl.






Let's make
an ice cream
cone!

Read, and have the
student repeat.
Talk about the ice
cream, the toppings,
and the colors.



Make an ice cream cone with the student. Have the student circle the items they like.
Option: Draw an ice cream cone.





Let's make
some soup!

Read, and have the
student repeat.
Talk about the
ingredients and the
colors.



Have the student
choose ingredients
for the soup.
Option: Draw the
items in the pot.





Let's make
some pizza!

Read, and have the
student repeat.
Talk about the
ingredients and the
colors.



Have the student
choose ingredients
for the pizza.
Option: Draw and
decorate a pizza

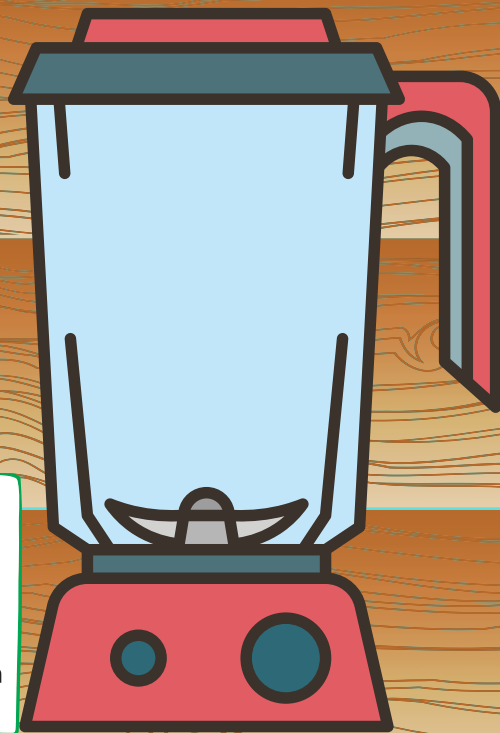




Let's make
a smoothie!

Read, and have the
student repeat.
Talk about the
ingredients and the
colors.

Have the student choose ingredients for the smoothie.
Option: Have the student draw the items they like in the blender.



Review:

Aa
/a/ /a/



Ee
/e/ /e/

Ii
/i/ /i/



Oo
/o/ /o/



pink



brown



The watermelon is pink!
The potatoes are brown!



Great job!



Today you learned:

Aa

/a/ /a/



Ee

/e/ /e/

Ii

/i/ /i/



Oo


/o/ /o/



pink



brown



The watermelon is **pink!**
The potatoes are **brown!**





Homework!

- Tell your teacher about something you like to cook! Tell your teacher what you put in the dish and what color each item is.

