


A vibrant, cartoon-style illustration of a child's room. At the top, a string of yellow and blue pennant flags hangs across the room. In the center, a wooden desk holds a yellow pencil holder, a purple camera, a blue pencil case, and a pink ball. To the left, a wooden chair with a blue seat and a white cushion stands next to a round pink table with a yellow pencil holder and a purple pencil case. In the foreground, a blue monkey sits on a green stool, and a brown teddy bear sits on a green rug. A window on the right shows a bright yellow sun and green foliage. The floor is brown with a dark brown rug.

# Welcome!

LV1 U8 L5

What did you  
do today?



I went to \_\_\_\_.  
I played \_\_\_\_.



How do you  
feel today?



I feel \_\_\_\_.  
(happy, excited, sad, upset)

# People & Jobs



# In this lesson:



Aa



/a/ /a/



Ee



/e/ /e/



Ii



/i/ /i/



Oo

/o/ /o/



/a/ /a/ Pat - /a/ /a/ pet

/a/ /a/ pit - /a/ /a/ pot







The student will review the letter(s) in the red box. (Optional: play the ABC song.)




**Big A!**

**Small a!**

**A**

**a**

Have the student circle the big A and small a.



Big "E!"

Small "e!"

Have the student circle the big E and small e.



Big "I!"

Small "i!"


I

Have the student circle the big I and small i.



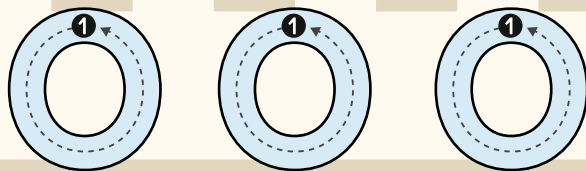

Big "O!"

Small "o!"



Have the student circle the big "O" and small "o."





Demonstrate, then have the student trace and say the letters.





Letter "Oo" says:  
/o/ /o/ /o/!

/o/ /o/ /o/!

/o/!

Have the student  
practice the  
phonetic sound /o/.





Open your mouth  
wide to say /a/!



/a/ /a/ /a/

Demonstrate and  
have the student  
practice the short  
/a/ sound.



Smile to say: /e/!



/e/ /e/ /e/

Demonstrate and have the student practice the short /e/ sound.




**Relax your mouth  
to say: /i/!**




/i/ /i/ /i/

Demonstrate and  
have the student  
practice the short  
/i/ sound.

A cartoon teacher with red hair, wearing a light blue shirt and purple skirt, holding a stack of books and a pointer. She is standing in front of a green chalkboard with a wooden frame.

**Make a circle shape  
with your mouth to  
say: /o/!**



/o/ /o/ /o/

Demonstrate and  
have the student  
practice the short  
/o/ sound.

/a/ /a/

Pat

Hi, I'm Pat!

Practice the word  
with the short /a/  
sound.

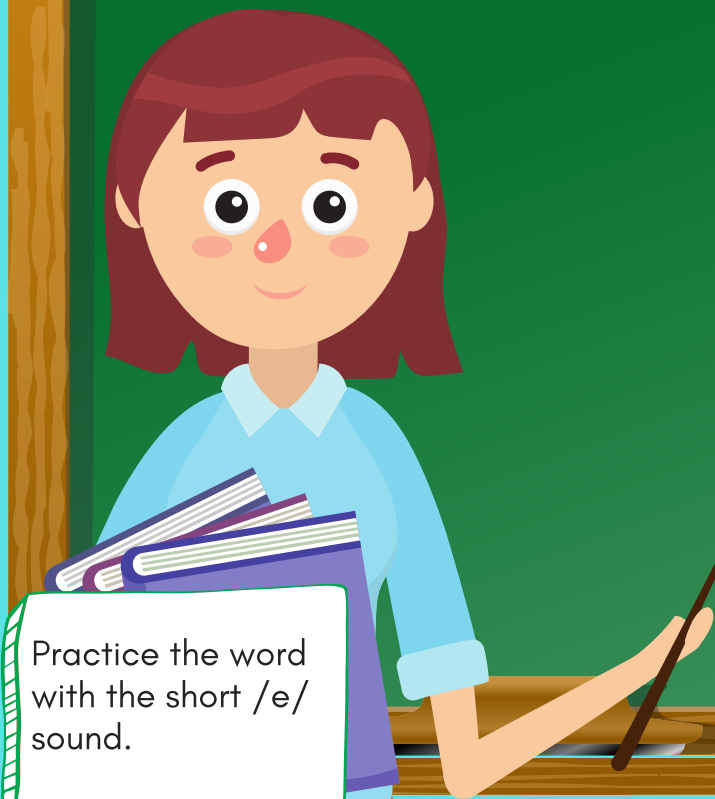


/e/ /e/

pet



Practice the word  
with the short /e/  
sound.



/i/ /i/  
pit



Practice the word  
with the short /i/  
sound.



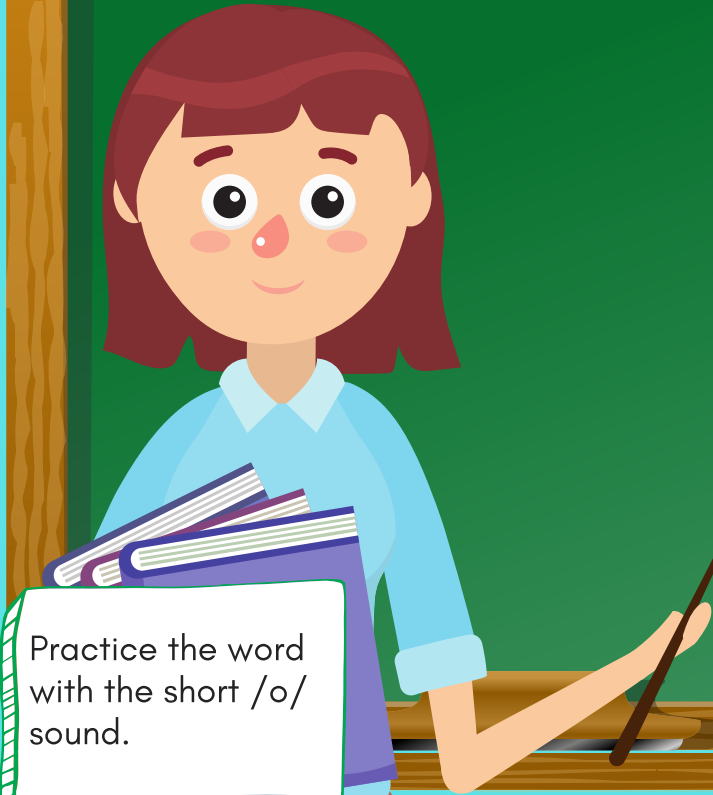


/o/ /o/

pot



Practice the word  
with the short /o/  
sound.



Practice the  
difference!

/a/ /a/  
Pat

/e/ /e/  
pet

/i/ /i/  
pit

/o/ /o/  
pot



Bonus: Say a word  
and have the  
student circle the  
correct word.

/a/ /a/  
Jack

Hi, I'm Jack!

Practice the word  
with the short /a/  
sound.



/e/ /e/

Meg

Hi, I'm Meg!

Practice the word  
with the short /e/  
sound.



/i/ /i/

Tim

Hi, I'm Tim!

Practice the word  
with the short /i/  
sound.



/o/ /o/

Dot

Hi, I'm Dot!

Practice the word  
with the short /o/  
sound.



Practice the  
difference!

/a/ /a/  
Jack

/e/ /e/  
Meg

/i/ /i/  
Tim

/o/ /o/  
Dot



Hi, I'm Jack!



Hi, I'm Meg!



Hi, I'm Tim!



Hi, I'm Dot!

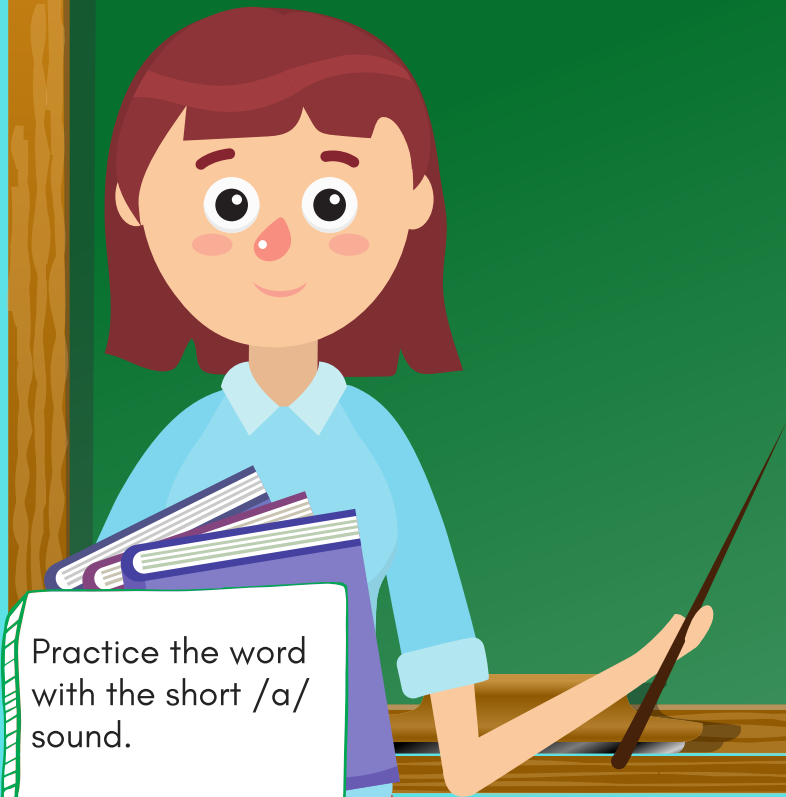
Bonus: Say a word  
and have the  
student circle the  
correct word.



/a/ /a/  
bag



Practice the word  
with the short /a/  
sound.




/e/ /e/

beg


Practice the word  
with the short /e/  
sound.



/i/ /i/  
big




Practice the word  
with the short /i/  
sound.



/o/ /o/  
bog

Practice the word  
with the short /o/  
sound.



Practice the  
difference!

/a/ /a/  
bag




/e/ /e/  
beg



/i/ /i/  
big



/o/ /o/  
bog



Bonus: Say a word  
and have the  
student circle the  
correct word.



# Reading Practice

Pat's pet fell  
in a pit and  
got a pot.



# Reading Practice

Jack and Meg  
walk to school  
with Tim and  
Dot.





# Reading Practice

Beg for a  
big bag at  
the bog.





a/e/i/o



P\_t



p\_t




p\_t



p\_t



a/e/i/o



J\_ck



M\_g



T\_m



D\_t



a/e/i/o



b\_g



b\_g



b\_g



b\_g

Have the student write an "a," "e," "i," or "o" to complete the word.

# Review:



Aa



/a/ /a/



Ee



/e/ /e/



Ii



/i/ /i/



Oo

/o/ /o/



/a/ /a/ Pat - /a/ /a/ pet

/a/ /a/ pit - /a/ /a/ pot



**Great job!**



# Today you learned:



Aa

Ee

Ii

Oo

/a/ /a/

/e/ /e/

/i/ /i/

/o/ /o/



/a/ /a/ Pat - /a/ /a/ pet

/a/ /a/ pit - /a/ /a/ pot





# Homework!

- Read the three  
silly stories!  
Send the recording  
to your teacher.

Pat's pet fell  
in a pit and  
got a pot.



Jack and Meg  
walk to school  
with Tim and  
Dot.



Beg for a  
big bag at  
the bog.

