


A vibrant, cartoon-style illustration of a child's room. At the top, a string of yellow and blue pennant flags hangs across the room. In the center, a wooden desk holds a camera, books, and a pink ball. To the left, a round pink table with orange legs has a green pencil holder and markers. A blue chair with a white cushion is next to it. On the right, a window shows a bright outdoor scene. A blue monkey toy sits on a green stool, and a brown teddy bear is near a green rug. A red box is on the floor in the bottom right. The text 'Welcome!' is written in large, bold, black letters with a light blue shadow effect. Below it, 'LV1 U8 L2' is written in a smaller, black font.

Welcome!

LV1 U8 L2

What did you
do today?



I went to ____.
I played ____.



How do you
feel today?



I feel ____.
(happy, excited, sad, upset)

People & Jobs



In this lesson:



doctor



veterinarian (vet)



police officer



firefighter



Who is she? She is a doctor.

Where does she work? She works at a hospital.





Hi, Rose!
Let's go
for a walk!

Sure, Alex!
Let's go!

Read, and have the
student repeat after
you.



Read, and have the student repeat.
Focus on the word "she." Have the student circle the doctor.





Where does she work?

She works at a hospital.

Read, and have the student repeat. Reinforce the word "work." Have the student circle the hospital.



SCHOOL



Restaurant





Who is he?

He is a
doctor!

Read, and have the student repeat. Focus on the word "he." Have the student circle the doctor.




Where does
he work?

He works
at a hospital.

Read, and have the
student repeat.
Reinforce the word
"work." Have the student
circle the hospital.





Who are they?

They are doctors!

Read, and have the student repeat. Focus on the word "they." Have the student circle the doctors.





Where do they work?

They work at a hospital.

Read, and have the student repeat. Reinforce the word "work." Have the student circle the hospital.





Who is he?

He is a
vet!

Read, and have the student repeat. Focus on the word "he." Have the student circle the vet.





Read, and have the student repeat.
Reinforce the word "work." Have the student circle the animal hospital.





Read, and have the student repeat.
Focus on the word "she." Have the student circle the vet.





Read, and have the student repeat. Reinforce the word "work." Have the student circle the animal hospital.





Read, and have the student repeat. Focus on the word "they." Have the student circle the vets.





Where do they work?

They work at the animal hospital.

Read, and have the student repeat. Reinforce the word "work." Have the student circle the animal hospital.



An illustration of a town street scene. In the foreground, a police officer with brown hair, wearing a blue uniform and a badge, stands on the right side of the street, holding a walkie-talkie. To her left, two children, a boy and a girl, are standing and talking. The boy is wearing a light blue t-shirt with a star and red shorts, and the girl is wearing a yellow t-shirt with a heart and a green skirt. In the background, there are several buildings: a yellow building with a red cross (hospital), a white building with a red cross (school), a blue building with a yellow star and the word 'POLICE' (police station), and a red building with a red flag and the words 'FIRE STATION' (fire station). A speech bubble from the boy says 'Who is she?' and a speech bubble from the girl says 'She is a police officer.'

Who is she?

She is a
police officer.

Read, and have the student repeat.
Focus on the word
"she." Have the student
circle the police officer.

SCHOOL

Restaurant





Where does she work?

She works at the police station.

Read, and have the student repeat. Reinforce the word "work." Have the student circle the police station.



Who is he?

He is a
police officer.



Read, and have the student repeat.
Focus on the word "he."
Have the student circle
the police officer.




Where does he work?

He works at the police station.



Read, and have the student repeat.
Reinforce the word "work." Have the student circle the police station.





Who are they?

They are police officers.

Read, and have the student repeat. Focus on the word "they." Have the student circle the police officers.



Where do they work?

They work at the police station.

Read, and have the student repeat. Reinforce the word "work." Have the student circle the police station.



Who is he?

He is a
firefighter!



Read, and have the student repeat.
Focus on the word "he."
Have the student circle the firefighter.



Where does he work?

He works at the fire station.



Read, and have the student repeat. Reinforce the word "work." Have the student circle the fire station.



Who is she?

She is a
firefighter!



Read, and have the student repeat.
Focus on the word
"she." Have the student
circle the firefighter.



Where does she work?

She works at the fire station.



Read, and have the student repeat. Reinforce the word "work." Have the student circle the fire station.



Who are they?

They are firefighters!



Read, and have the student repeat. Focus on the word "they." Have the student circle the firefighters.



Where do they work?

They work at the fire station.



Read, and have the student repeat. Reinforce the word "work." Have the student circle the fire station.





Ask the student "Who is he/she/they?"
Then, "Where does he/she work?"

Review:



doctor



veterinarian (vet)



police officer



firefighter



Who is she? She is a doctor.

Where does she work? She works at a hospital.



Great job!



Today you learned:



doctor



veterinarian (vet)



police officer



firefighter



Who is she? She is a doctor.

Where does she work? She works at a hospital.





Homework!



- Look at the "Today you learned" picture.
Take a video saying who they are and where they work.

He / She is a(n) _____.

He / She works at a _____.

