
A vibrant, cartoon-style illustration of a child's room. At the top, a string of yellow and blue pennant flags hangs across the room. In the center, a wooden desk holds a camera, books, and a pink ball. To the left, a round pink table with orange legs has a green cup of pens and markers on it. A wooden chair with a blue seat is positioned next to the table. In the foreground, a blue monkey sits on a green stool, and a brown teddy bear is on the floor near a green blanket. A window on the right shows a bright outdoor scene. The floor is brown with a dark brown rug under the table.

# Welcome!

LV1 U7 L8

What did you  
do today?



I went to \_\_\_\_.  
I played \_\_\_\_.



How do you  
feel today?



I feel \_\_\_\_.  
(happy, excited, sad, upset)



# Pets!



# In this lesson:




I see four purple hearts.

I want sixteen (16) blue and red birds!











Have the student remake the funny starfish by drawing the shapes.





Have the student remake the funny starfish by drawing the shapes.







Have the student  
remake the funny  
starfish by drawing  
the shapes.





Introduce the number.



**fifteen**





Demonstrate, then have the student trace and say the number.






Have the student use the fish to count to fifteen.





**Fifteen fish!**

Introduce the  
number.



**sixteen**






Demonstrate, then have the student trace and say the number.

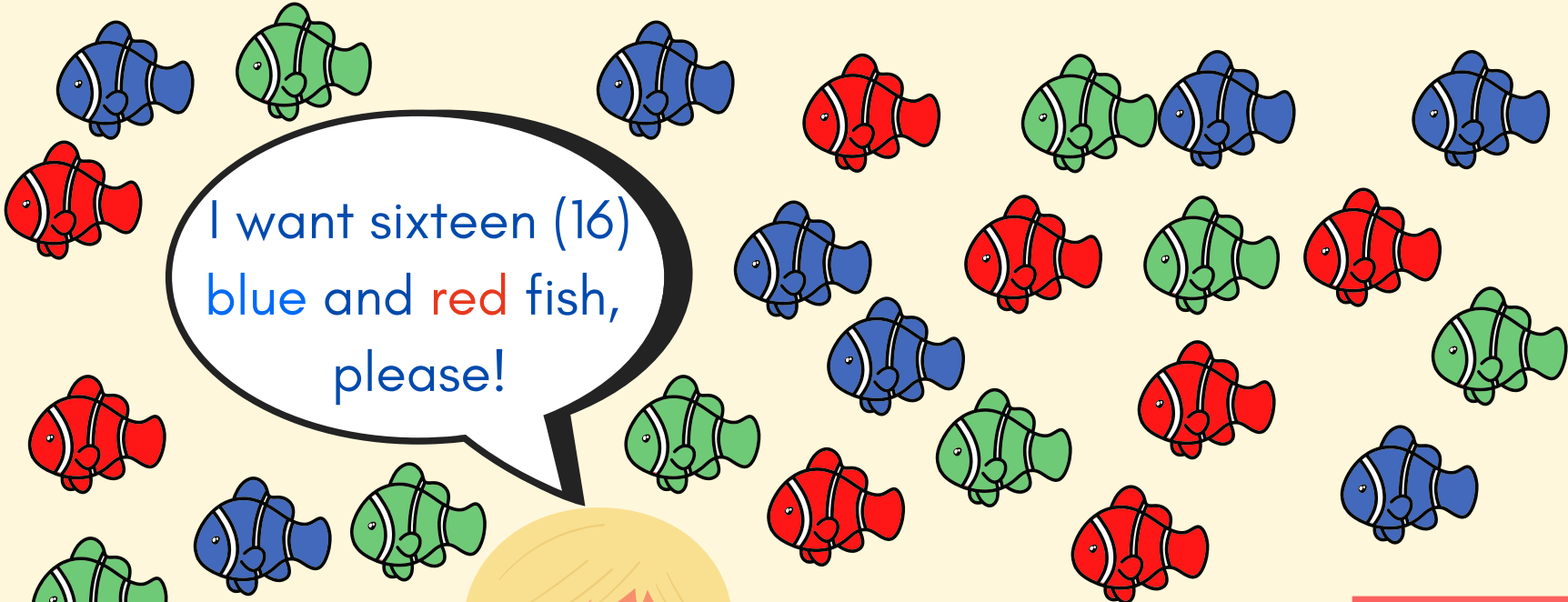






Have the student  
use the snakes to  
count to sixteen.

**Sixteen snakes!**



I want sixteen (16)  
blue and red fish,  
please!

Read, and have the  
student repeat. Then  
circle the  
corresponding items.






I want fourteen (14)  
orange and yellow  
hamsters, please!







Read, and have the  
student repeat. Then  
circle the  
corresponding items.











A young girl with dark skin and curly hair, wearing a yellow headband and a yellow shirt, is looking up. A large speech bubble above her contains the text. The background is light yellow with several colorful birds (blue, purple, and red) flying around. A wicker basket is on the right, and a red crayon is in a box on the bottom right.

I want eleven (11)  
blue and purple  
birds, please!

Read, and have the  
student repeat. Then  
circle the  
corresponding items.




I want seven (7)  
green turtles, please!



Read, and have the student repeat. Then circle the corresponding items.



I want fifteen (15)  
orange and yellow  
puppies, please!



Read, and have the  
student repeat. Then  
circle the  
corresponding items.



I want thirteen (13)  
friendly cats, please!



Read, and have the  
student repeat. Then  
circle the  
corresponding items.





I want nine (9)  
friendly dogs,  
please!




Read, and have the  
student repeat. Then  
circle the  
corresponding items.







I want twelve (12)  
red and purple  
chicks, please!



Read, and have the student repeat. Then circle the corresponding items.






I want ten (10)  
friendly kittens,  
please!



Read, and have the  
student repeat. Then  
circle the  
corresponding items.





x7



x8



x9



x10



x11



x12



x13



x14




x15



x16

# Review:



I see four purple hearts.

I want sixteen (16) blue and red birds!



**Great job!**





# Today you learned:



I see four purple hearts.

I want sixteen (16) blue and red birds!



# Homework!



- Use objects in your home (pencils, chairs, apples, etc.) to help you count to 16!

Send an audio recording or video to your teacher.

