


A vibrant, cartoon-style illustration of a child's room. The room features a wooden desk with a yellow chair, a pink table with a blue chair, and a wooden bookshelf. A window on the right shows a bright outdoor scene. A string of yellow and blue pennant flags hangs from the ceiling. The floor is brown with a green rug. A blue monkey toy sits on a green stool, and a brown teddy bear is on the floor. A red box is in the bottom right corner.

Welcome!

LV1 U7 L5

What did you
do today?



I went to ____.
I played ____.



How do you
feel today?



I feel ____.
(happy, excited, sad, upset)



Pets!



In this lesson:

Aa


Ee

Ii

/a/ /a/

/e/ /e/

/i/ /i/



/a/ /a/ pan - /e/ /e/ pen - /i/ /i/ pin





The student will review the letter(s) in the red box. (Optional: play the ABC song.)



Big A!

Small a!

A

a

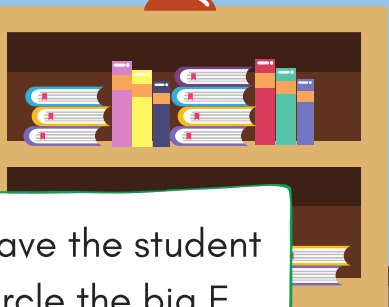
Have the student circle the big A and small a.



Big "E!"

Small "e!"

Have the student circle the big E and small e.



Big "I!"

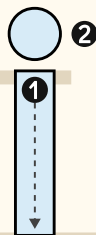
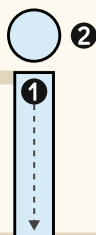
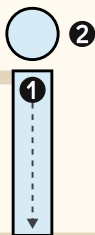
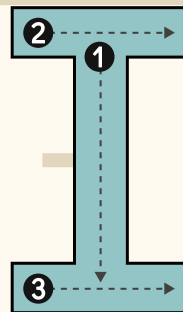
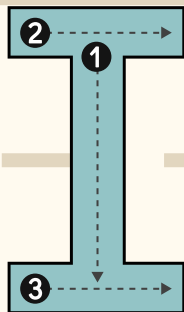
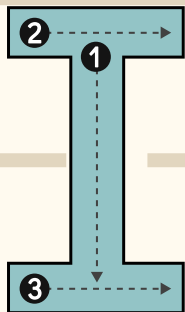
Small "i!"

I


i

Have the student circle the big I and small i.





Demonstrate, then have the student trace and say the letters.





Letter "I" says:
/i/ /i/ /i/!

/i/ /i/ /i/!

/i/!

Have the student
practice the
phonetic sound /i/.



Open your mouth
wide to say /a/!



/a/ /a/ /a/

Demonstrate and
have the student
practice the short
/a/ sound.




Smile to say: /e/!



/e/ /e/ /e/

Demonstrate and have the student practice the short /e/ sound.



**Relax your mouth
to say: /i/!**

Demonstrate and
have the student
practice the short
/i/ sound.

/i/ /i/ /i/

/a/ /a/

pan




Practice the word
with the short /a/
sound.



/e/ /e/

pen



Practice the word
with the short /e/
sound.



/i/ /i/
pin

Practice the word
with the short /i/
sound.



Practice the
difference!

/a/ /a/

pan



/e/ /e/

pen



/i/ /i/

pin



Bonus: Say a word
and have the
student circle the
correct word.



/a/ /a/

tan



Practice the word
with the short /a/
sound.

/e/ /e/

ten

10



Practice the word
with the short /e/
sound.




/i/ /i/

tin



Practice the word
with the short /i/
sound.




Practice the
difference!

/a/ /a/
tan

/e/ /e/
ten

/i/ /i/
tin



Bonus: Say a word
and have the
student circle the
correct word.



Sit!

/i/ /i/

sit

Practice the word
with the short /i/
sound.



Yay!
You sat!

/a/ /a/
sat



Practice the word
with the short /a/
sound.



/e/ /e/

set




Practice the word
with the short /e/
sound.

Practice the
difference!

/i/ /i/
sit

Sit!



/a/ /a/
sat

Yay!
You sat!



/e/ /e/
set



Bonus: Say a word
and have the
student circle the
correct word.

Reading Practice

Get a pen.



Draw a pin




and pan.



Reading Practice

The tan ten
is on the tin.



Reading Practice




Dan sat.

Jan said,



"Don't sit!






Set the table!"



a/e/i



a/e/i



a/e/i



Have the student write an "a," "e," or "i" to complete the word.

Review:

Aa


Ee

Ii

/a/ /a/

/e/ /e/

/i/ /i/



/a/ /a/ pan - /e/ /e/ pen - /i/ /i/ pin



Great job!



Today you learned:

Aa


Ee

Ii

/a/ /a/

/e/ /e/

/i/ /i/



/a/ /a/ pan - /e/ /e/ pen - /i/ /i/ pin





Homework!

- Read the three
silly stories!
Send the recording
to your teacher.

Get a pen.
Draw a pin
and pan.



The tan ten
is on the tin.



Dan sat.
Jan said,
"Don't sit!
Set the table!"

