


A vibrant, cartoon-style illustration of a child's room. At the top, a string of yellow and blue pennant flags hangs across the room. In the center, a wooden desk holds a yellow pencil holder with pens, a blue folder, a stack of books, and a pink ball. To the left of the desk is a pink round table with a yellow pencil holder and a blue chair with a white seat. To the right of the desk is a green beanbag chair with a brown teddy bear sitting on it. In the foreground, a blue monkey toy sits on a green stool, and a red box is on the floor. A window on the right shows a bright yellow sun and green foliage. The background is a light blue wall with a white shadow cast by the desk.

# Welcome!

LV1 U7 L4

What did you  
do today?



I went to \_\_\_\_.  
I played \_\_\_\_.



How do you  
feel today?



I feel \_\_\_\_.  
(happy, excited, sad, upset)



# Pets!



# In this lesson:



## Pet Show!



What do you see? I see a (puppy)!

This dog is friendly. That dog is unfriendly.



# Story Time!



# Pet Show!





I see  
a dog!

Try to have the student read by themselves. Have them circle the dog.





He is friendly!

Ask the student if the dog is a boy or girl.





I see a puppy!

Try to have the student read by themselves. Have them circle the puppy.





They are  
both friendly!

Try to have the  
student read by  
themselves.



I see  
a cat!

Try to have the student read by themselves. Have them circle the cat.





She is friendly!

Ask the student if the cat is a boy or girl.



Try to have the student read by themselves. Have them circle the kitten.





They are  
both friendly!

Try to have the  
student read by  
themselves.



I see  
a bird!

Try to have the student read by themselves. Have them circle the bird.





She is  
friendly!

Ask the student  
if the fish is a  
boy or girl.





**I see a  
chick!**

Try to have the student read by themselves. Have them circle the chick.





They are  
both friendly!

Try to have the  
student read by  
themselves.



I see  
a fish!

Try to have the student read by themselves. Have them circle the fish.





He is unfriendly!

Ask the student if the fish is a boy or girl.



I see a  
turtle!

Try to have the student read by themselves. Have them circle the turtle.





**She is  
friendly!**

Ask the student  
if the turtle is a  
boy or girl.



I see a  
snake!

Try to have the student read by themselves. Have them circle the turtle.





**She is unfriendly!**

hiss!

Ask the student if the snake is a boy or girl.





Try to have the student read by themselves. Have them circle the hamster.





He is friendly!

Ask the student if the hamster is a boy or girl.

A stylized illustration of a library. In the foreground, a large blue book with the words "The End" written in bold blue letters is the central focus. The book has a red bookmark sticking out from the bottom. Behind the book, there are three shelves of a bookshelf filled with various colorful books. To the left of the book, there is a dark grey chair. To the right, there is a dark grey lamp with a circular top. The background is a light purple color, and the entire scene is set against a light blue border.

**The  
End**



I see  
a dog!

Have the student  
read the passage  
and draw the  
corresponding  
animal in the book.





Have the student read the passage and draw the corresponding animal in the book.





I see  
a cat!

Have the student  
read the passage  
and draw the  
corresponding  
animal in the book.





I see a  
kitten!

Have the student  
read the passage  
and draw the  
corresponding  
animal in the book.





I see  
a bird!

Have the student  
read the passage  
and draw the  
corresponding  
animal in the book.







**I see a  
chick!**

Have the student read the passage and draw the corresponding animal in the book.





I see  
a fish!

Have the student read the passage and draw the corresponding animal in the book.





I see a  
turtle!

Have the student  
read the passage  
and draw the  
corresponding  
animal in the book.





Have the student read the passage and draw the corresponding animal in the book.






Have the student read the passage and draw the corresponding animal in the book.





**The  
End**

# Review:



## Pet Show!



What do you see? I see a (puppy)!

This dog is friendly. That dog is unfriendly.




**Great job!**





# Today you learned:



What do you see? I see a (puppy)!

This dog is friendly. That dog is unfriendly.





# Homework!

- Read the story with a parent or friend. Send an audio recording or video of you reading the story to your teacher.

