


A vibrant, cartoon-style illustration of a child's room. At the top, a string of yellow and blue pennant flags hangs across the room. In the center, a wooden desk holds a camera, books, and a pink ball. To the left, a pink round table with orange legs has a green pencil holder and markers on it. A wooden chair with a blue seat is positioned next to the table. In the foreground, a blue monkey sits on a green stool, and a brown teddy bear is on the floor near a green blanket. A window on the right shows a bright outdoor scene. The floor is brown with a dark brown rug under the table.

Welcome!

LV1 U7 L10

What did you
do today?



I went to ____.
I played ____.



How do you
feel today?



I feel ____.
(happy, excited, sad, upset)



Pets!




In this lesson:



Pet Show!








Monster Numbers!







What do you see?

Is the ___ friendly?



What do you see?

Is the ___ friendly?



Story Time!





I see
a dog!

Have the student
read the passage
and draw the
corresponding
animal in the book.





Have the student read the passage and draw the corresponding animal in the book.





I see
a cat!

Have the student
read the passage
and draw the
corresponding
animal in the book.





Have the student read the passage and draw the corresponding animal in the book.





I see
a bird!

Have the student
read the passage
and draw the
corresponding
animal in the book.





**I see a
chick!**

Have the student read the passage and draw the corresponding animal in the book.





I see
a fish!

Have the student read the passage and draw the corresponding animal in the book.





**I see a
turtle!**

Have the student read the passage and draw the corresponding animal in the book.





Have the student read the passage and draw the corresponding animal in the book.





**I see a
hamster!**

Have the student read the passage and draw the corresponding animal in the book.



A stylized illustration of a library. In the foreground, a large blue book with the words "The End" written in bold blue letters is the central focus. The book has a red bookmark sticking out from the bottom. Behind the book, there are three shelves filled with various colorful books. To the left of the book, there is a dark grey chair and a desk. To the right, there is a dark grey lamp. The background is a light purple wall, and the floor is a dark grey color. The entire scene is set against a light blue background.

**The
End**

Practice the
difference!


/a/ /a/

pan



/e/ /e/

pen



/i/ /i/

pin



Bonus: Say a word
and have the
student circle the
correct word.




Practice the
difference!

/a/ /a/
tan

/e/ /e/
ten

/i/ /i/
tin

10




Bonus: Say a word
and have the
student circle the
correct word.

Practice the
difference!

/i/ /i/
sit

Sit!



/a/ /a/
sat

Yay!
You sat!



/e/ /e/
set



Bonus: Say a word
and have the
student circle the
correct word.

a/e/i



p_n



p_n



p_n


a/e/i



t_n


10

t_n



t_n

a/e/i



s_t




s_t



s_t




Have the student drag an "a," "e," or "i" to complete the word.






Have the student
remake the funny
lion by drawing the
shapes.





Have the student
remake the funny
lion by drawing the
shapes.





Have the student
remake the funny
lion by drawing the
shapes.



Story Time!




Monster Numbers!



I see one
friendly dog!



I see two
friendly puppies!



Read, and have the
student repeat
after you.

I see three
friendly cats!



I see four
friendly kittens!



Read, and have the
student repeat
after you.

I see five unfriendly dogs!



I see six unfriendly cats!




Read, and have the student repeat after you.

I see seven
blue birds!

I see eight
red chicks!

Read, and have the
student repeat
after you.

I see nine
orange fish!



We see ten
green snakes!



Read, and have the
student repeat
after you.

**We see eleven
friendly hamsters!**



**We see twelve
friendly turtles.**



Read, and have the
student repeat
after you.

**We see thirteen
blue fish!**

**We see fourteen
yellow chicks!**

Read, and have the
student repeat
after you.



I see fifteen
orange kittens!



I see sixteen
friendly puppies!







Read, and have the
student repeat
after you.

A stylized illustration of a library. In the foreground, a large blue book with the words "The End" written in bold blue letters is the central focus. The book has a red bookmark sticking out from the bottom. Behind the book, there are three shelves of a bookshelf filled with various colorful books. To the left of the book, there is a dark grey chair. To the right, there is a dark grey lamp with a circular top. The background is a light purple color, and the entire scene is set against a light blue background.

**The
End**




Review:



Great job!



Today you learned:





Homework!



- Look at the "Today you learned" picture. Practice making sentences with what you see in that picture. Send the recording or video to your teacher.

