


A vibrant, cartoon-style illustration of a child's room. At the top, a string of yellow and blue pennant flags hangs across the room. In the center, a wooden desk holds a yellow pencil holder, a blue pencil, and a pink eraser. To the left of the desk is a round pink table with a yellow pencil holder and a blue pencil. A wooden chair with a blue seat is positioned to the left of the table. In the foreground, a blue monkey sits on a green stool. To the right, a brown teddy bear sits on a green rug. A window on the right side shows a bright yellow sun and green foliage. The floor is brown with a dark brown rug. The overall scene is bright and cheerful.

Welcome!

LV1 U7 L1

What did you
do today?



I went to ____.
I played ____.



How do you
feel today?



I feel ____.
(happy, excited, sad, upset)




Pets!



In this lesson:



dog / puppy



cat / kitten



bird / chick

What do you see? I see a (puppy)!

This dog is friendly. That dog is unfriendly.





Look! There is
a pet store!

Let's go see
the pets!

Introduce the "pet store" and have the student circle it.





Look!
What animal
do you see?

I see a dog!

Have the student
say "dog" and
circle the dog.






This dog is friendly!



Introduce "friendly" to the student.



I see another dog!

Introduce "another."
Explain that it means "one more!"





That dog is unfriendly!

GRRR!




Introduce "unfriendly" to the student.

Look!
She has a baby!


Aw! I see
a puppy!

Have the student
say "puppy" and
circle the puppy.





This puppy is friendly!



Focus on the word:
"friendly."

Look!
What animal
do you see?

I see a cat!

Have the student
say "cat" and
circle the cat.

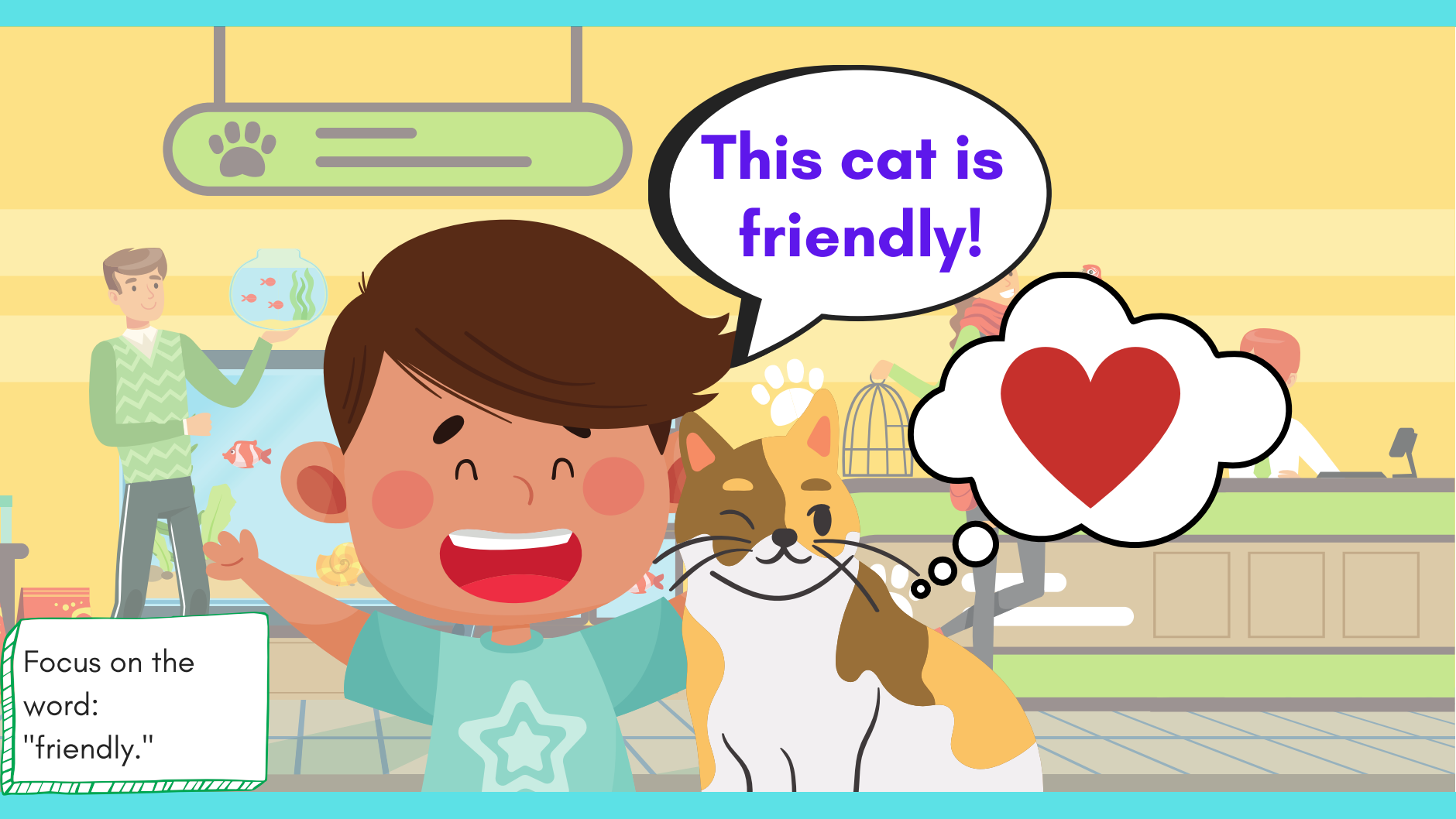




This cat is friendly!



Focus on the word:
"friendly."





Focus on the word:
"another."



I see another
cat!





That cat is unfriendly!

HISS!

Focus on the word:
"unfriendly."

Look!
She has a baby!


Aw! I see
a kitten!

Have the student
say "kitten" and
circle the kitten.

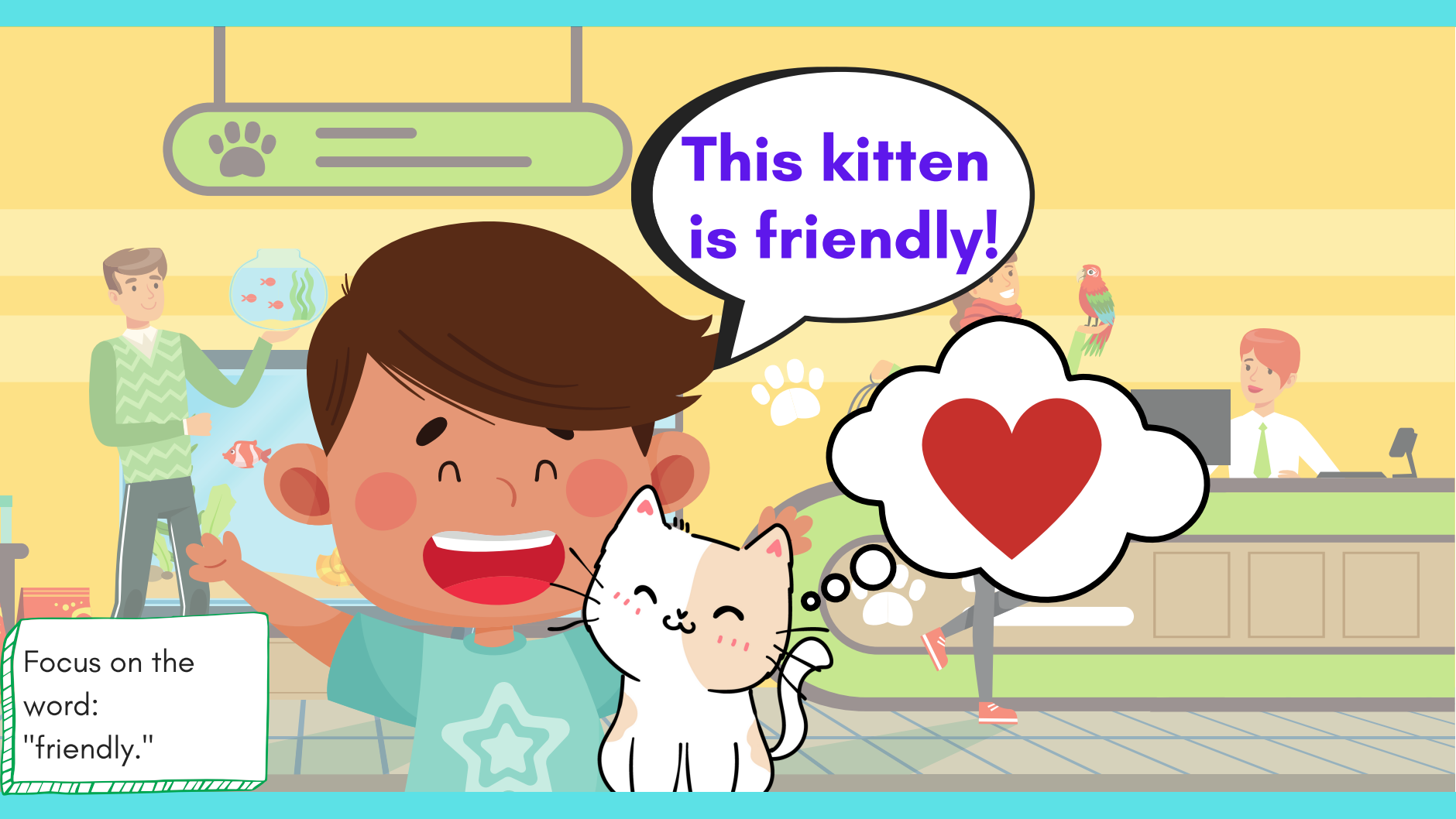




**This kitten
is friendly!**



Focus on the
word:
"friendly."





Look!
What animal
do you see?

I see a bird!

Have the student
say "bird"
and
circle the bird.





This bird is unfriendly!

...

Focus on the word:
"unfriendly."



Focus on the word:
"another."

I see another
bird!



That bird is
friendly!



Focus on the
word:
"friendly."

Look!
She has a baby!

Aw! I see
a chick!

Have the student
say "chick" and
circle the chick.












**This chick
is friendly!**

Focus on the
word:
"friendly."

What do you see?

Is the ___ friendly?






Draw animals in the field. Say what they are and if they're friendly.



Review:



dog / puppy



cat / kitten



bird / chick

What do you see? I see a (puppy)!

This dog is friendly. That dog is unfriendly.



Great job!



Today you learned:



dog / puppy



cat / kitten



bird / chick

What do you see? I see a (puppy)!

This dog is friendly. That dog is unfriendly.





Homework!

- Draw two pictures of each animal. Make one animal look friendly and the other unfriendly. Take a video and show your drawing to your teacher. Say:

This (dog) is friendly!

That (dog) is unfriendly!



What do you see? I see a (puppy)!

This dog is friendly. That dog is unfriendly.

