A vibrant, cartoon-style illustration of a child's room. At the top, a string of yellow and blue pennant flags hangs across the room. In the center, a wooden desk holds a yellow chair, a blue bag, books, and a pink ball. To the left, a round pink table with orange legs has a green cup of pens and markers on it, with a wooden chair having a blue seat next to it. In the foreground, a blue monkey sits on a green stool, and a brown teddy bear is on the floor near a green rug. A window on the right shows a bright outdoor scene. The floor is brown with a dark brown rug.

# Welcome!

LV1 U6 L9

I'm wearing  
a red shirt.

I'm wearing  
a \_\_\_\_.

How was  
your day?

It was \_\_\_\_\_.  
(great, alright, bad)



# My Clothes




# In this lesson:



thirteen



fourteen



We need socks.

Thirteen pairs of socks for us.







**Welcome,  
Rose and Alex!**

**My day was  
okay.**

**I had a  
good day!**



**How was  
your day?**

Have the student welcome Rose and Alex. After reading, ask the student how their day was.

# Story Time!



# Monster Numbers!





Read, and have the student repeat after you.



Read, then have the student draw the corresponding item and number of items for each character.

Option: Draw one item and write the number.





Read, and have the student repeat after you.



Read, then have the student draw the corresponding item and number of items for each character.

Option: Draw one item and write the number.





Read, and have the student repeat after you.





Read, then have the student draw the corresponding item and number of items for each character.

Option: Draw one item and write the number.





What do  
you need?

We need  
pants!

Read, and have the  
student repeat after  
you.



Here you are!

Seven pairs of pants for me!

Eight pairs of pants for me!

Read, then have the student draw the corresponding item and number of items for each character.

Option: Draw one item and write the number.





What do you need?

We need shirts!

Read, and have the student repeat after you.



Read, then have the student draw the corresponding item and number of items for each character.

Option: Draw one item and write the number.

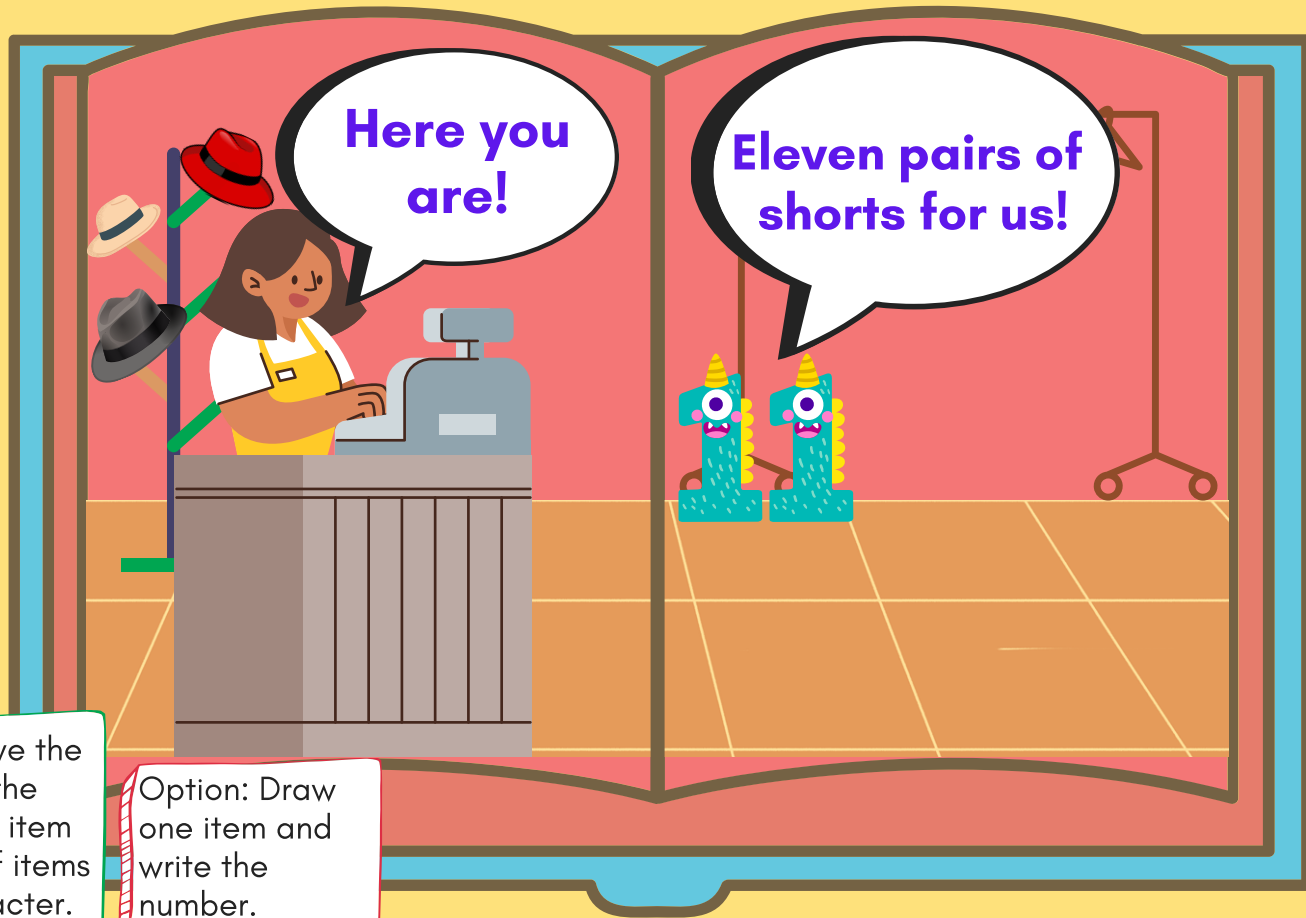




What do  
you need?

We need  
shorts!

Read, and have the  
student repeat after  
you.



Read, then have the student draw the corresponding item and number of items for each character.

Option: Draw one item and write the number.





**What do  
you need?**

**We need  
dresses!**

Read, and have the  
student repeat after  
you.





Read, then have the student draw the corresponding item and number of items for each character.

Option: Draw one item and write the number.





What do you need?

We need socks!

Read, and have the student repeat after you.



Read, then have the student draw the corresponding item and number of items for each character.

Option: Draw one item and write the number.





**What do  
you need?**

**We need  
jackets!**

Read, and have the  
student repeat after  
you.



Read, then have the student draw the corresponding item and number of items for each character.

Option: Draw one item and write the number.




# Review:



thirteen



fourteen



We need socks.

Thirteen pairs of socks for us.



**Great job!**




# Today you learned:



thirteen



fourteen



We need socks.

Thirteen pairs of socks for us.







# Homework!

- Read the story with a parent or friend. Send an audio recording or video of you reading the story to your teacher.

