

A vibrant, cartoon-style illustration of a child's room. At the top, a string of yellow and blue pennant flags hangs across the room. In the center, a wooden desk holds a yellow pencil holder, a purple camera, a blue ball, and a stack of books. To the left, a wooden chair with a blue seat and a white cushion stands next to a round pink table with a yellow pencil holder and a purple pencil. In the foreground, a blue monkey sits on a green stool, and a brown teddy bear sits on a green rug. A window on the right shows a bright yellow sun and green foliage. The floor is brown with a dark brown rug.

# Welcome!

LV1 U6 L6



I'm wearing  
a red shirt.

I'm wearing  
a \_\_\_\_.



How was  
your day?



It was \_\_\_\_.  
(great, alright, bad)

# My Clothes



# In this lesson:

Aa

/a/ /a/



Ee

/e/ /e/



orange



red



yellow

I like this **red** hat!

I like that **orange** shirt!





Practice the  
difference!




/a/



/e/

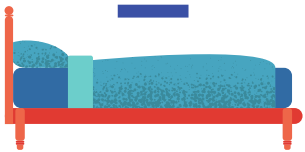
Bonus: Say a  
phonetic sound and  
have the student  
circle the correct  
letter.



# a vs. e




b \_ d



b \_ d



b \_ t



b \_ t



m \_ n



m \_ n



p \_ t



p \_ t

Circle and say a word. Have the student write an "a" or "e" to complete the word.



CLOTHING What are they?



After answering the question, circle each dress and ask what color it is.




CLOTHING


I like this  
yellow dress.

Which dress  
do you like?

Practice the  
target sentence.



CLOTHING What are they?




After answering the question, circle each pair of pants and ask what color they are.



CLOTHING

I like that **orange**  
pair of pants.

Which pair of  
pants do you like?




Practice the  
target sentence.

CLOTHING What are they?



After answering the question, circle each shirt and ask what color it is.




CLOTHING

I like that  
**red** shirt.

Which shirt  
do you like?

Practice the  
target sentence.






CLOTHING What are they?



After answering the question, circle each pair of shorts and ask what color they are.



CLOTHING

I like this yellow pair of shorts.

Which pair of shorts do you like?




Practice the target sentence.

CLOTHING What are they?



After answering the question, circle each hat and ask what color it is.




CLOTHING




I like that  
red hat.

Which hat  
do you like?

Practice the  
target sentence.



CLOTHING What are they?





After answering the question, circle each jacket and ask what color it is.



CLOTHIN

I like that  
orange jacket.

Which jacket  
do you like?



Practice the  
target sentence.

CLOTHING What are they?



After answering the question, circle each pair of shoes and ask what color they are.





CLOTHIN

I like that **red**  
pair of shoes.

Which pair of  
shoes do you like?

Practice the  
target sentence.





CLOTHING What are they?

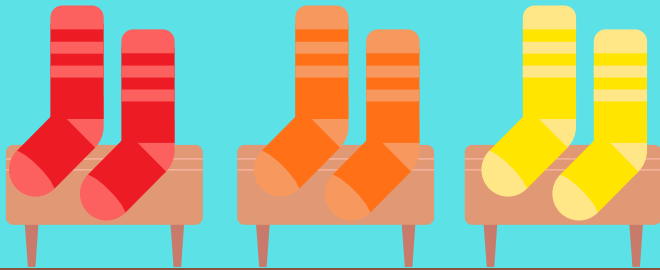


After answering the question, circle each pair of socks and ask what color they are.

CLOTHING

I like that orange pair of socks.

Which pair of socks do you like?




Practice the target sentence.

CLOTHING What are they?



After answering the question, circle each skirt and ask what color it is.



CLOTHING

I like this  
yellow skirt.

Which skirt  
do you like?



Practice the  
target sentence.

# Review:

Aa

/a/ /a/



Ee

/e/ /e/



orange



red



yellow

I like this **red** hat!

I like that **orange** shirt!



**Great job!**



# Today you learned:

Aa

/a/ /a/



Ee

/e/ /e/



orange



red



yellow

I like this **red** hat!

I like that **orange** shirt!





# Homework!



- Find **orange**, **red**, and **yellow** clothing items that are in your home. Practice saying:

"I like this **red** shirt."

"I like that pair of **yellow** shoes."

