A vibrant, cartoon-style illustration of a child's room. At the top, a string of yellow and blue pennant flags hangs across the room. In the center, a wooden desk holds a camera, books, and a pink ball. To the left, a round pink table with orange legs has a green pencil holder and markers. A blue chair with a white seat is nearby. On the right, a window shows a bright outdoor scene. A blue monkey toy sits on a green stool, and a brown teddy bear is on the floor next to a green blanket and a red box. The floor is brown with a dark brown rug.

Welcome!

LV1 U6 L5

I'm wearing
a red shirt.

I'm wearing
a ____.

How was
your day?

It was _____.
(great, alright, bad)



My Clothes



In this lesson:



Aa

Ee

/a/ /a/

/e/ /e/



/a/ /a/ bad - /e/ /e/ bed





**Welcome,
Rose and Alex!**

**My day was
okay.**

**I had a
good day!**

**How was
your day?**

Have the student welcome Rose and Alex. After reading, ask the student how their day was.



The student will review the letter(s) in the red box. (Optional: play the ABC song.)



Big A!

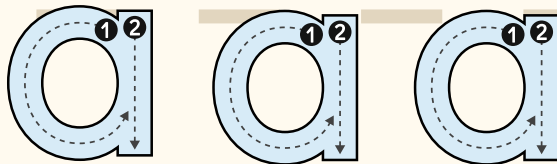
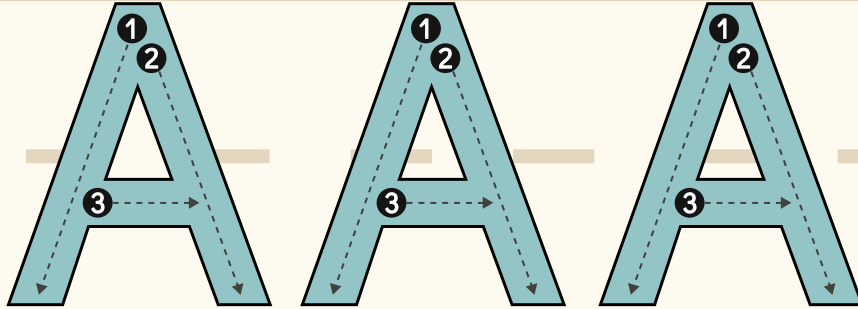
Small a!

A

a

Have the student circle the big A and small a.





Demonstrate, then have the student trace and say the letters.





Letter 'Aa' says:
/a/ /a/ /a/!

/a/ /a/ /a/!

/a/!

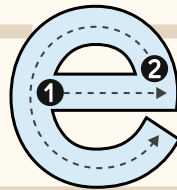
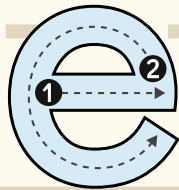
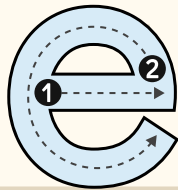
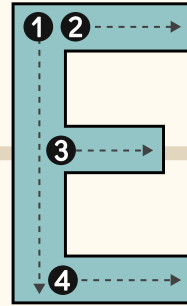
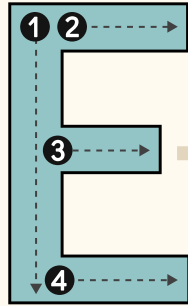
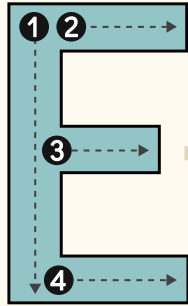
Have the student
practice the
phonetic sound /a/.

Big "E!"

Small "e!"

Have the student circle the big E and small e.





Demonstrate, then have the student trace and say the letters.





Letter "Ee" says:
/e/ /e/ /e/!

/e/ /e/ /e/!

/e/!

Have the student
practice the
phonetic sound /e/.



Open your mouth
wide to say /a/!



/a/ /a/ /a/

Demonstrate and
have the student
practice the short
/a/ sound.



Smile to say: /e/!



/e/ /e/ /e/

Demonstrate and have the student practice the short /e/ sound.

Practice the
difference!




/a/



/e/

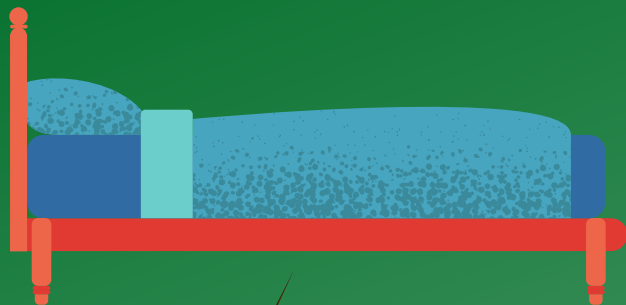
Bonus: Say a
phonetic sound and
have the student
circle the correct
letter.



/a/ /a/
bad



Practice the word with the short /a/ sound.




/e/ /e/
bed



Practice the word
with the short /e/
sound.



Practice the
difference!



/a/ /a/

bad



/e/ /e/

bed

Bonus: Say a word
and have the
student circle the
correct word.



Practice the word with the short /a/ sound.

/a/ /a/

man





Practice the word
with the short /e/
sound.

/e/ /e/
men



Practice the difference!



/a/ /a/

man





/e/ /e/

men



Bonus: Say a word and have the student circle the correct word.






Practice the word
with the short /a/
sound.

/a/ /a/
bat





Practice the word with the short /e/ sound.

/e/ /e/
bet



Practice the difference!



/a/ /a/

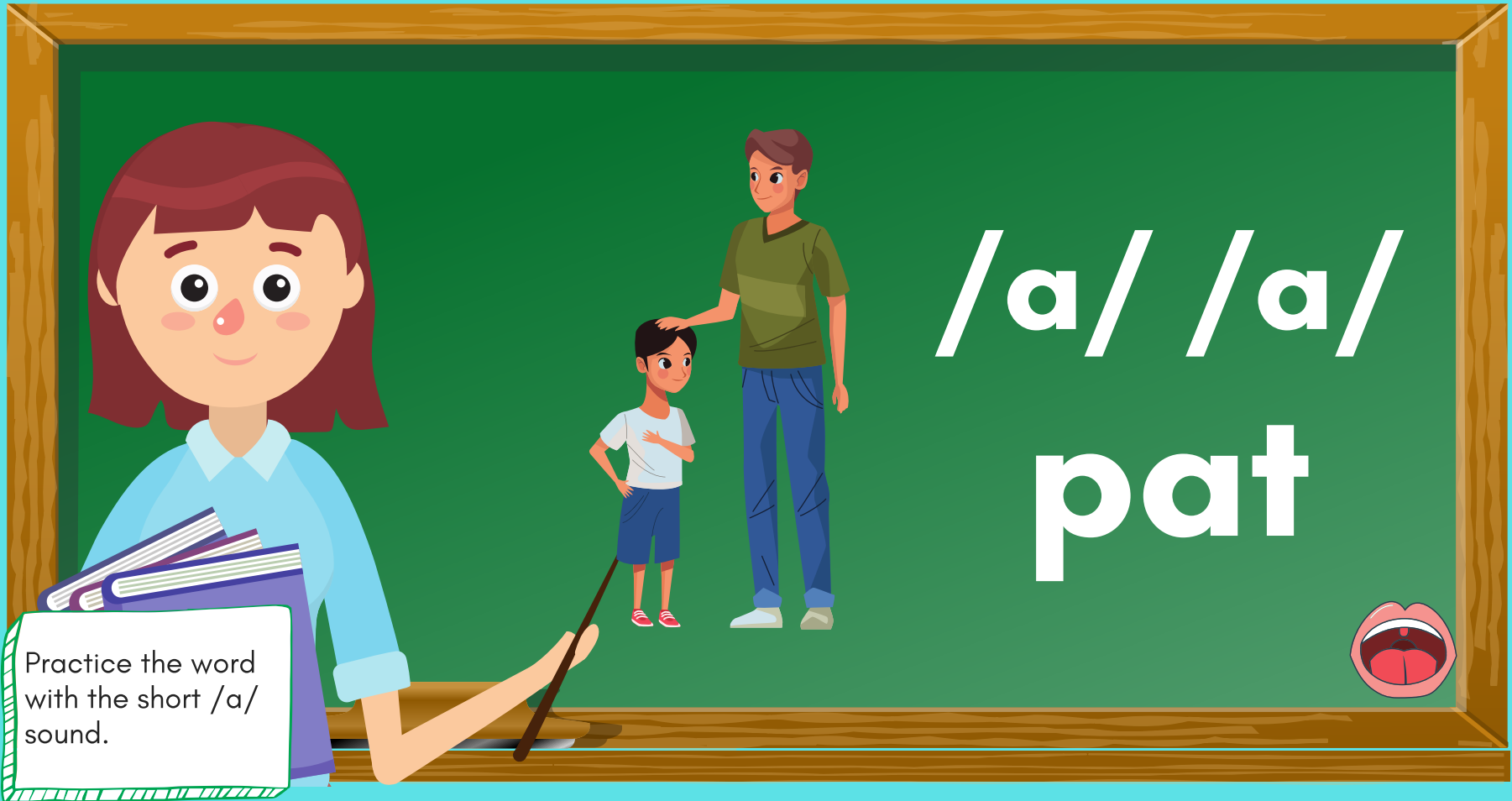
bat



/e/ /e/

bet

Bonus: Say a word and have the student circle the correct word.



Practice the word with the short /a/ sound.



/e/ /e/

pet



Practice the word
with the short /e/
sound.

Practice the
difference!



/a/ /a/

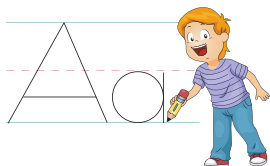
pat



/e/ /e/

pet

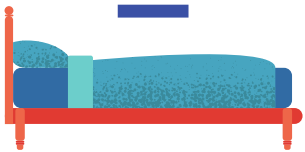
Bonus: Say a word
and have the
student circle the
correct word.



a vs. e




b _ d



b _ d



b _ t



b _ t



m _ n



m _ n



p _ t



p _ t

Circle and say a word. Have the student write an "a" or "e" to complete the word.



Review:

Aa

Ee

/a/ /a/

/e/ /e/



/a/ /a/ bad - /e/ /e/ bed



Great job!



Today you learned:

Aa

Ee

/a/ /a/

/e/ /e/



/a/ /a/ bad - /e/ /e/ bed





Homework!



- Practice the short /a/ and short /e/ sounds.
Record a video saying the words below, and send it to your teacher.



bad / bed



bat / bet



man / men



pat / pet

