

A vibrant, cartoon-style illustration of a child's room. At the top, a string of yellow and blue pennant flags hangs across the room. In the center, a wooden desk holds a camera, books, and a pink ball. To the left, a pink table with orange legs has a green cup of pens and markers on it. A blue chair with a white seat is to the left of the table. In the foreground, a blue monkey sits on a green stool. To the right, a brown teddy bear sits on a green rug. A window on the right shows a bright outdoor scene. The floor is brown with a dark brown rug under the table.

# Welcome!

LV1 U6 L2

I'm wearing  
a red shirt.

I'm wearing  
a \_\_\_\_.


How was  
your day?

It was \_\_\_\_.  
(great, alright, bad)





# In this lesson:



(a pair of)  
pants



(a pair of)  
shorts



(a pair of)  
socks



(a pair of)  
shoes

What do you need? I need a pair of (pants)!

Which pair of pants do you like? I like this/that pair of pants.





Hi, Dad!

Hi, Alex!

Read, and have the student repeat.

Oh, no!  
My shoes!


Have the student say "shoes" and circle the shoes.



**DAD!**

**Bad dog!**







**It's okay.  
You need a  
pair of shoes!**

**Thanks, Dad!**

**Let's go buy  
some shoes!**

Read, then have  
the student  
repeat.




Do you like *this* pair of shoes?



No, I don't.

Reinforce "this"  
vs. "that."





I like *that*  
pair of shoes!

Emphasize the  
use of "that."



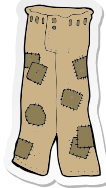
I like *this* pair of shoes!

I don't like *that* pair of shoes!

Reinforce "this"  
vs. "that."



What else do you need?



I need a pair of pants!

Read, and have the student repeat.  
Have the student circle the pants.



Do you like *this*  
or *that* pair of  
pants?

Ask the question  
and have the  
student respond.



I like *this* pair of pants!

Emphasize the use of "this."



An illustration of a shopping mall. In the foreground, a man in a red shirt asks, "What else do you need?". A boy in a green shirt and red shorts thinks about socks, with a thought bubble showing a pair of blue socks. A woman in a blue dress and dark top is pushing a shopping cart. Another man in a grey shirt is looking at a phone. A woman in a blue dress is carrying a purple shopping basket. The background features stylized trees and a cityscape.

**What else do  
you need?**

**I need a  
pair of socks!**

Read, and have the  
student repeat.  
Have the student  
circle the socks.





Which pair of socks do you like?

Ask the question.  
Ask if they like "this"  
pair of socks or  
"that" pair of socks.



I like *that* pair of socks!

Emphasize the use of "that."



What else do you need?



I need a pair of shorts!


Read, and have the student repeat.  
Have the student circle the shorts.





Which pair of shorts do you like?


Ask the question.  
Ask if they like "this"  
pair of shorts or  
"that" pair of shorts.




I like *this* pair of shorts!

Emphasize the use of "this."

I like *that* pair of \_\_\_\_.




I like *this* pair of \_\_\_\_.



Have the student say if they like "this" or "that" item.



# Review:



(a pair of)  
pants



(a pair of)  
shorts



(a pair of)  
socks



(a pair of)  
shoes

What do you need? I need a pair of (pants)!

Which pair of pants do you like? I like this/that pair of pants.






**Great job!**



# Today I learned:



(a pair of)  
pants



(a pair of)  
shorts



(a pair of)  
socks



(a pair of)  
shoes

What do you need? I need a pair of (pants)!

Which pair of pants do you like? I like this/that pair of pants.






# Homework!

- Draw a picture of each item you learned, or find the items in your house to show to your teacher.

Make a video, and say "I like this/that \_\_\_\_."

Also, you can show two of each item and say: "I like this pair of \_\_\_\_\_. I don't like that pair of \_\_\_\_\_."



(a pair of)  
pants



(a pair of)  
shorts



(a pair of)  
socks



(a pair of)  
shoes



What do you need? I need a (shirt)!

Which shirt do you like? I like this/that (shirt).

