

A vibrant, cartoon-style illustration of a child's room. At the top, a string of yellow and blue pennant flags hangs across the room. In the center, a wooden desk holds a yellow pencil holder with pens, a blue folder, a stack of books, and a pink ball. To the left of the desk is a round pink table with a blue chair. In the foreground, a blue monkey sits on a green stool, and a brown teddy bear sits on the floor next to a green blanket. A window on the right shows a bright outdoor scene. The floor is brown with a dark brown rug under the table.

# Welcome!

LV1 U6 L1

I'm wearing  
a red shirt.

I'm wearing  
a \_\_\_\_.

How was  
your day?

It was \_\_\_\_.  
(great, alright, bad)



# My Clothes



# In this lesson:



shirt



skirt



dress



jacket



hat

What do you need? I need a (shirt)!  
Which shirt do you like? I like this/that (shirt).





Hi, Mom!

Hi, Rose!

Read, and have  
the student  
repeat.



Oh, no!  
My shirt!

Have the student  
say "shirt" and  
circle the shirt.



**MOM!**



Oh, no!







**It's okay!**

**Thanks, Mom!**

**You need a new  
shirt. Let's go  
buy one!**

Read, then have  
the student  
repeat.

A woman with brown hair in a ponytail, wearing a yellow shirt and blue pants, holds a pink shirt with a flower on it. A young girl with brown hair, wearing a yellow shirt and a teal skirt, stands with her hand to her chin, looking thoughtful. A speech bubble from the woman contains the text. In the background, a brown clothing rack holds a blue shirt and two empty hangers. A round rug with concentric circles is on the floor.

Do you like *this* shirt or *that* shirt?

Introduce "this"  
vs. "that."



I like  
*this* shirt!

Emphasize the  
use of "this."



I don't like  
*that* shirt!

Emphasize the  
use of "that."

What else do you need?



I need a skirt!

Read, and have the student repeat.  
Have the student circle the skirt.





Which skirt  
do you like?

Ask the question.  
Ask if they like  
"this" skirt or "that"  
skirt.



I don't like  
*this* skirt!

Emphasize the  
use of "this."





I like  
*that* skirt!

Emphasize the  
use of "that."

**What else do  
you need?**



**I need  
a hat!**

Read, and have the  
student repeat.  
Have the student  
circle the hat.





Which hat  
do you like?

Ask the question.  
Ask if they like  
"this" hat or "that"  
hat.



I don't like  
*this* hat!

Emphasize the  
use of "this."



I like  
*that* hat!

Emphasize the  
use of "that."



**What else do  
you need?**

**I need  
a dress!**

Read, and have the  
student repeat.  
Have the student  
circle the dress.





**Which dress  
do you like?**

Ask the question.  
Ask if they like  
"this" dress or  
"that" dress.



I like  
*this* dress!

Emphasize the  
use of "this."





Emphasize the use of "that."

**I don't like  
*that* dress!**

**What else do  
you need?**



**I need  
a jacket!**

Read, and have the  
student repeat.  
Have the student  
circle the jacket.






Which jacket  
do you like?

Ask the question.  
Ask if they like  
"this" jacket or  
"that" jacket.

I don't like  
*this* jacket!



Emphasize the  
use of "this."



Emphasize the use of "that."

I like *that* jacket!

I like *that* \_\_\_\_.



Have the student say if they like this or that item.



# Review:



shirt



skirt



dress



jacket



hat



What do you need? I need a (shirt)!  
Which shirt do you like? I like this/that (shirt).



**Great job!**





# Today you learned:



shirt



skirt



dress



jacket



hat

What do you need? I need a (shirt)!  
Which shirt do you like? I like this/that (shirt).





# Homework!

- Draw a picture of each item you learned, or find the items in your house to show to your teacher.

Make a video, and say "I like this/that \_\_\_\_."

Also, you can show two of each items and say: "I like this \_\_\_\_\_. I don't like that \_\_\_\_\_."



shirt



skirt



dress



jacket



What do you need? I need a (shirt)!

Which shirt do you like? I like this/that (shirt),<sub>hat</sub>

