

A vibrant, cartoon-style illustration of a child's room. At the top, a string of yellow and blue pennant flags hangs across the room. In the center, a wooden desk holds a camera, books, and a pink ball. To the left, a round pink table with orange legs has a green pencil holder and markers on it. A wooden chair with a blue seat is positioned to the left of the table. On the right, a window shows a bright outdoor scene. A green beanbag chair, a brown teddy bear, a blue monkey toy on a green stool, and a red box are scattered on the floor.

# Welcome!

LV1 U5 L8

I'm  
\_\_\_!



How are you,  
Teacher?

Good \_\_\_!



Good (morning  
/ afternoon  
/ evening)!



# Farmers' Market



# In this lesson:



triangle



circle



square



eleven



twelve

How many circles do you see? I see \_\_\_ circles.

I want twelve (12) tomatoes.







**Welcome,  
Rose and Alex!**

**My day was  
okay.**

**I had a  
good day!**

**How was  
your day?**

Have the student welcome Rose and Alex. After reading, ask the student how their day was.



Have the student answer the questions on the right.

**Look at the chick!**



**What shapes do you see?**

**How many circles do you see?**

**How many squares do you see?**

**How many triangles do you see?**

**What color are the shapes?**




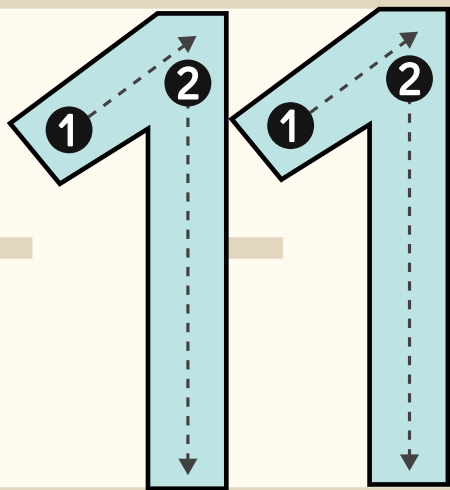
Have the student  
remake the duck by  
drawing the shapes.




Introduce the  
number.




eleven



Demonstrate, then have the student trace and say the number.





Have the student  
use the lollipops to  
count to eleven.

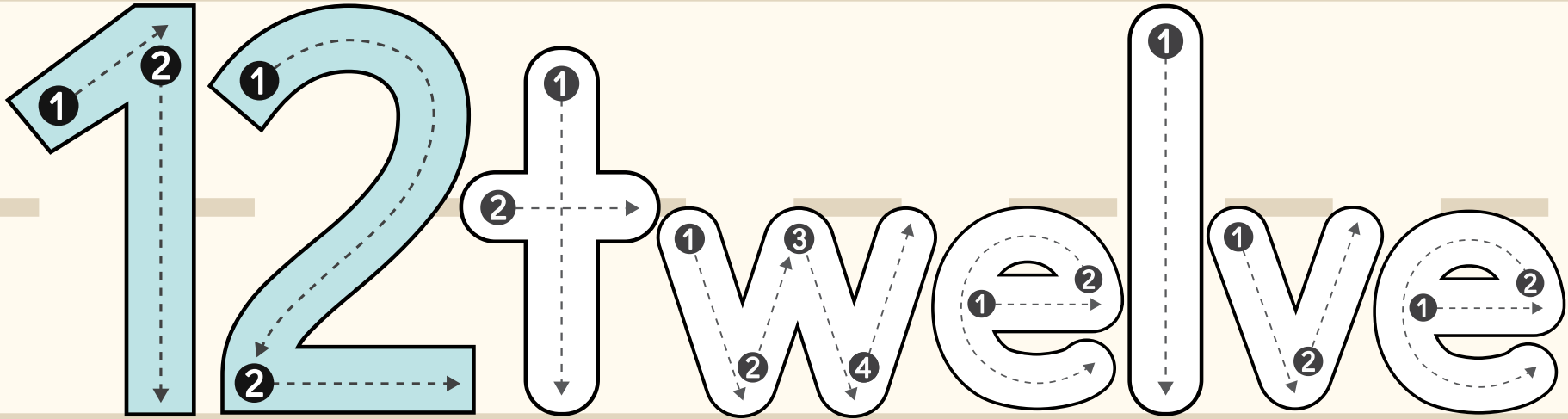
**Eleven lollipops!**

Introduce the  
number.



twelve





Demonstrate, then have the student trace and say the number.



Have the student  
use the candy bars  
to count to twelve.



**Twelve candy bars!**

I want nine (9)  
cucumbers, please!



Read, and have the  
student repeat. Then  
draw the corresponding  
items on the page.

I want six (6)  
onions, please!



Read, and have the  
student repeat. Then  
draw the corresponding  
items on the page.

I want eight (8)  
heads of lettuce,  
please!



Read, and have the  
student repeat. Then  
draw the corresponding  
items on the page.



I want five (5)  
bunches of garlic,  
please!

Read, and have the  
student repeat. Then  
draw the corresponding  
items on the page.



I want twelve (12)  
carrots, please!

Read, and have the  
student repeat. Then  
draw the corresponding  
items on the page.





I want four (4)  
bunches of broccoli,  
please!



Read, and have the  
student repeat. Then  
draw the corresponding  
items on the page.

I want eleven (11)  
ears of corn,  
please!

Read, and have the  
student repeat. Then  
draw the corresponding  
items on the page.



I want seven (7)  
tomatoes, please!


Read, and have the  
student repeat. Then  
draw the corresponding  
items on the page.



I want ten (10)  
peppers, please!

Read, and have the  
student repeat. Then  
draw the corresponding  
items on the page.





-  x1
-  x2
-  x3
-  x4
-  x5
-  x6
-  x7
-  x8
-  x9
-  x10
-  x11
-  x12

Have the student search and find the correct amount of food items.



# Review:




triangle



circle



square



eleven



twelve



How many circles do you see? I see \_\_\_ circles.

I want twelve (12) tomatoes.



**Great job!**





# Today you learned:




triangle



circle



square



eleven



twelve

How many circles do you see? I see \_\_\_ circles.  
I want twelve (12) tomatoes.





# Homework!



- Look at the photo you learned with your teacher in class. Count the items and send a video to your teacher saying: "One apple. Two oranges. Three bananas." and so on.

	x1
	x2
	x3
	x4
	x5
	x6
	x7
	x8
	x9
	x10
	x11
	x12

Have the student search and find the correct amount of food items.

