A vibrant, cartoon-style illustration of a child's room. At the top, a string of yellow and blue pennant flags hangs across the room. In the center, a wooden desk holds a yellow pencil holder with pens, a purple camera, a yellow ball, a blue ball, and a stack of books. To the left, a round pink table with orange legs holds a green pencil holder with pens and yellow markers. A wooden chair with a blue seat and white backrest stands to the left of the table. In the foreground, a blue monkey sits on a green stool. To the right, a brown teddy bear sits on a green rug. A window on the right shows a bright yellow sun and green foliage. The floor is brown with a dark brown rug under the table. The background wall is light blue.

Welcome!

LV1 U5 L7

I'm
___!



How are you,
Teacher?

Good ___!



Good (morning
/ afternoon
/ evening)!



Farmers' Market



In this lesson:



black




white



circle



square



triangle



What color is it? It's **(black)**.

What color is the square? It's a **(white)** square.





**Welcome,
Rose and Alex!**

**My day was
okay.**

**I had a
good day!**

**How was
your day?**

Have the student welcome Rose and Alex. After reading, ask the student how their day was.



Today we're
going to make
things with shapes!

Let's do it!

Read, and have
the student repeat
after you.



Have the student answer the questions on the right.

Look at the funny animal!



What shapes do you see?

How many circles do you see?

How many squares do you see?


How many triangles do you see?

What color are the shapes?



Have the student
remake the funny
animal by drawing
the shapes.





Have the student answer the questions on the right.

Look at the house!



What shapes do you see?

How many circles do you see?

How many squares do you see?

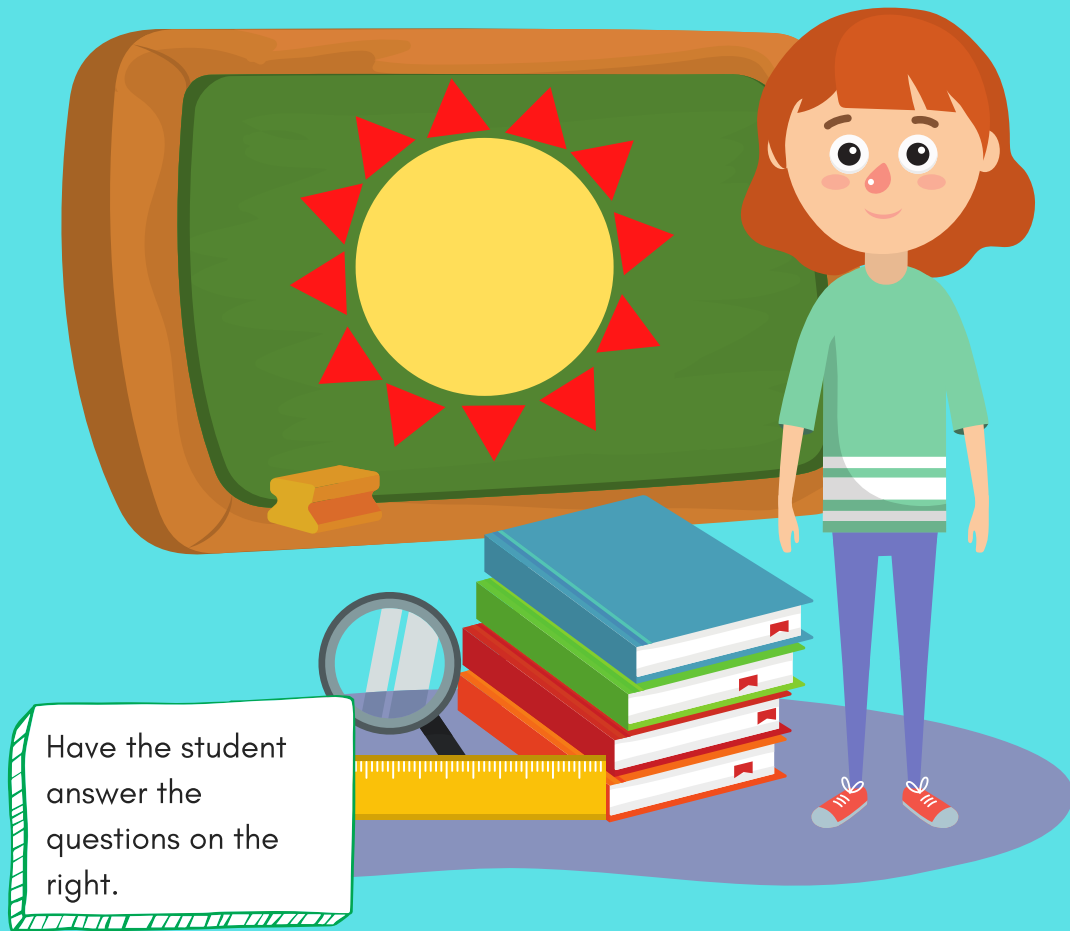
How many triangles do you see?

What color are the shapes?



Have the student
remake the funny
house by drawing
the shapes.





Have the student answer the questions on the right.

Look at the sun!


What shapes do you see?

How many circles do you see?


How many squares do you see?

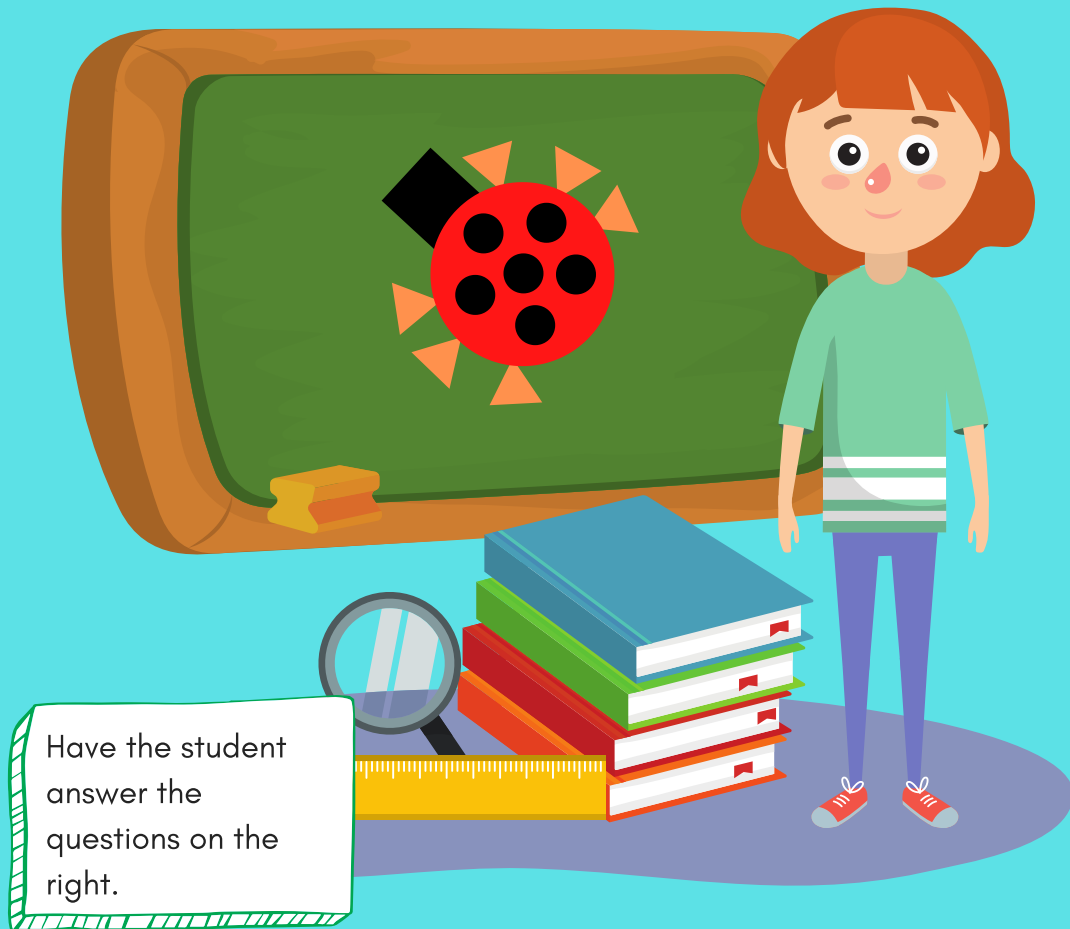
How many triangles do you see?

What color are the shapes?



Have the student
remake the sun by
drawing the shapes.





Have the student answer the questions on the right.

Look at the bug!


What shapes do you see?

How many circles do you see?


How many squares do you see?

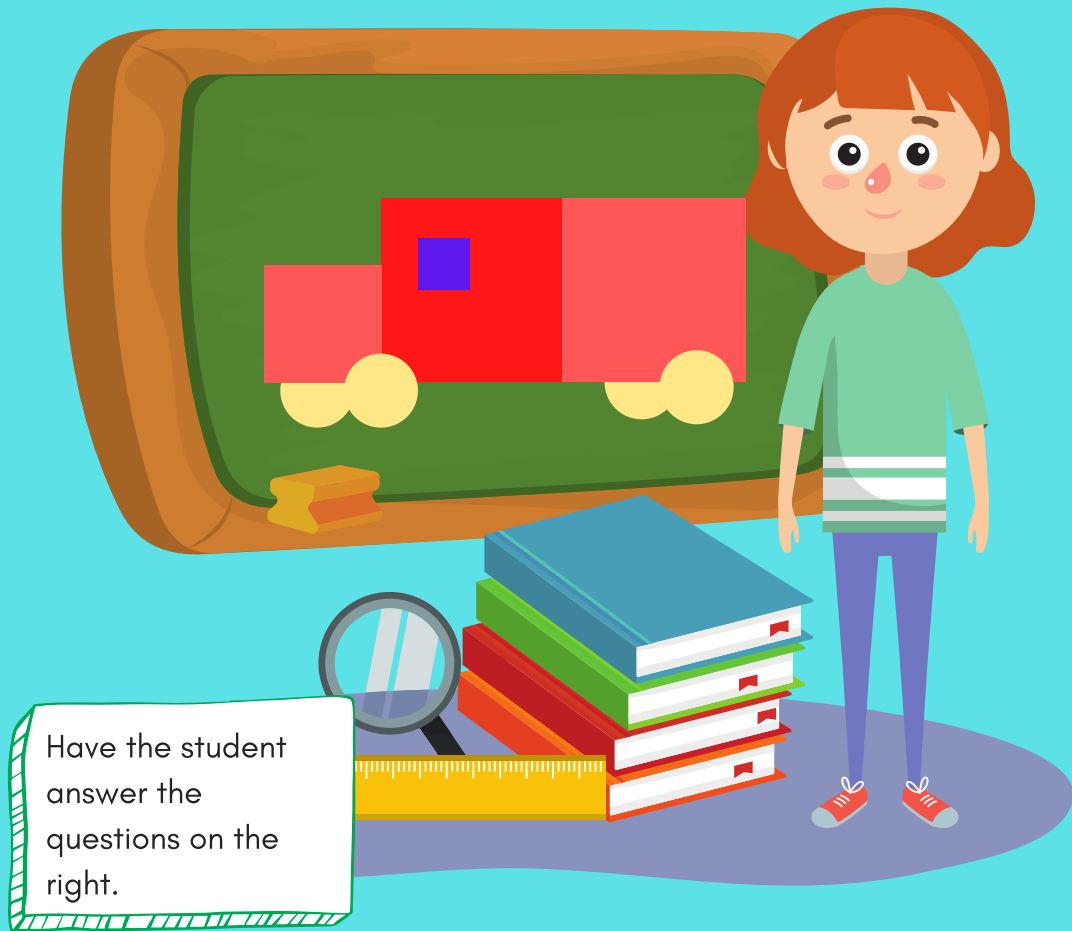
How many triangles do you see?

What color are the shapes?



Have the student remake the funny bug by drawing the shapes.





Have the student answer the questions on the right.

Look at the truck!


What shapes do you see?

How many circles do you see?

How many squares do you see?


How many triangles do you see?

What color are the shapes?



Have the student
remake the truck by
drawing the shapes.





Have the student answer the questions on the right.

Look at the pig!


What shapes do you see?

How many circles do you see?

How many squares do you see?

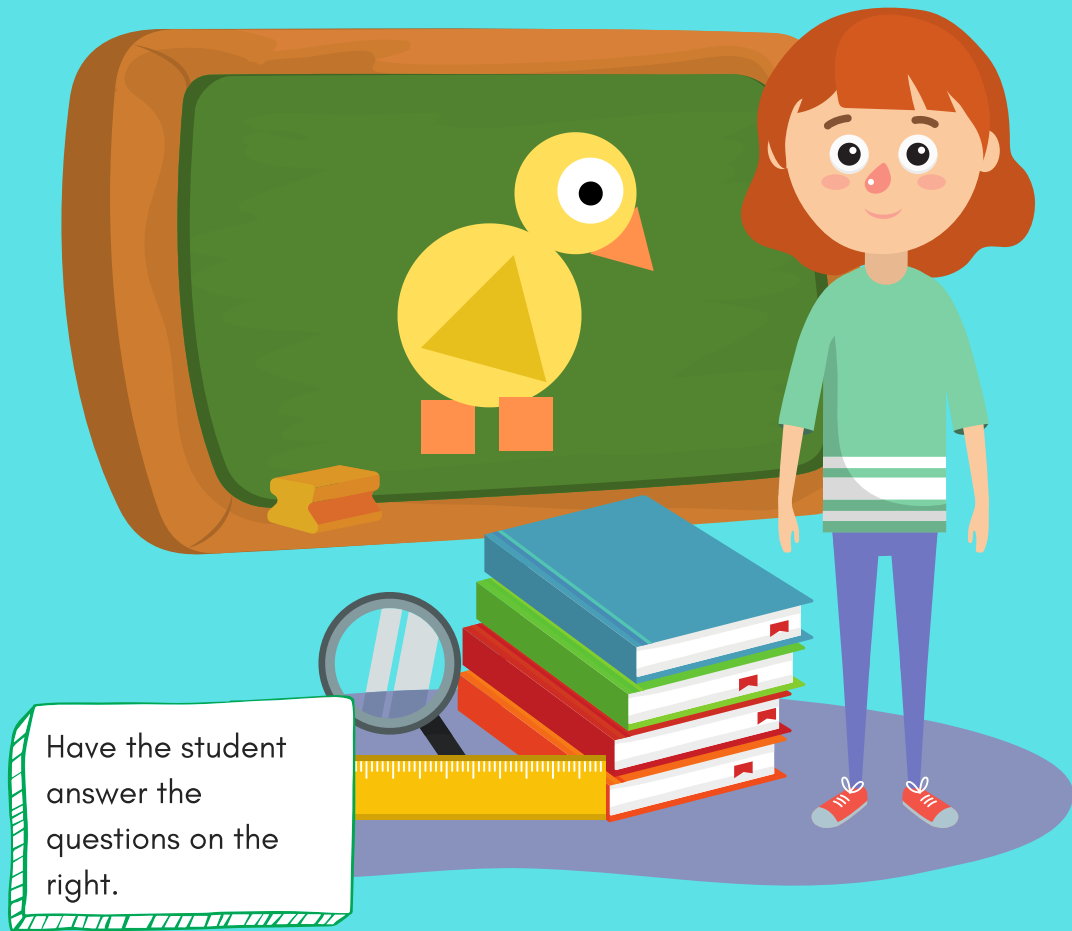
How many triangles do you see?

What color are the shapes?



Have the student
remake the pig by
drawing the shapes.





Have the student answer the questions on the right.

Look at the chick!



What shapes do you see?

How many circles do you see?

How many squares do you see?

How many triangles do you see?



What color are the shapes?



Have the student
remake the duck by
drawing the shapes.



**What can you draw using
circles, squares, and triangles?**



Review:



black




white



circle



square



triangle



What color is it? It's **(black)**.

What color is the square? It's a **(white)** square.



Great job!




Today you learned:



black




white



circle



square



triangle



What color is it? It's **(black)**.

What color is the square? It's a **(white)** square.





Homework!



- Use circles, squares, and triangles to draw funny animals and other items. Send a video to your teacher pointing to what you drew. Say what it is and how many circles, squares, and triangles you used!




circle



square



triangle



It's a (chick)!

It has four circles, two squares, and two triangles.

