

A vibrant, cartoon-style illustration of a child's room. The room features a wooden desk with a yellow chair, a pink table with a blue chair, and a wooden bookshelf. A window on the right shows a bright outdoor scene. A string of yellow and blue pennants hangs from the ceiling. The floor is brown with a green rug. A blue monkey toy sits on a green stool, and a brown teddy bear sits on the floor. A red box is on the floor in the bottom right corner.

# Welcome!

LV1 U5 L6

I'm  
\_\_\_!



How are you,  
Teacher?

Good \_\_\_!



Good (morning  
/ afternoon  
/ evening)!



# Farmers' Market



# In this lesson:

## Uu



umbrella



upset



bus



rug



black



white

What color is it? It's (white).

What color is the crayon? The crayon is (white).





**Welcome,  
Rose and Alex!**

**My day was  
okay.**

**I had a  
good day!**

**How was  
your day?**

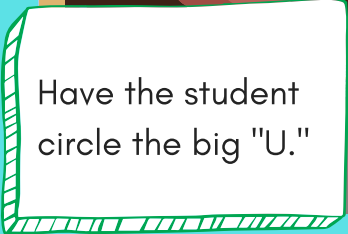
Have the student welcome Rose and Alex. After reading, ask the student how their day was.



What letter  
is it?



Big "U!"



Have the student  
circle the big "U."

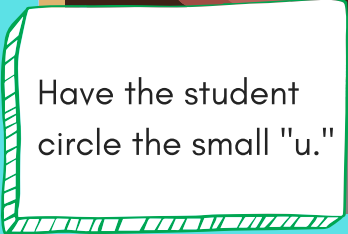


A teacher with brown hair, wearing a light blue shirt and a brown skirt, stands in a classroom. She is holding several books and pointing with a stick towards a chalkboard. The chalkboard has a speech bubble containing the text "What letter is it?".

What letter  
is it?

A young girl with brown hair, wearing a yellow shirt with a heart and a teal skirt, stands in a classroom. She has a speech bubble above her head containing the text "Small 'u'!".

Small "u"!

A white rectangular box with a green border and a drop shadow, containing the text "Have the student circle the small 'u.'".

Have the student  
circle the small "u."




What does  
letter "Uu" say?

/u/ /u/ /u/!

/u/!

Have the student  
practice the  
phonetic sound /u/.







/u/ /u/ \_\_\_?

/u/ /u/ \_\_\_



Have the student recall the short "u" words learned in the previous lesson.



**-Colors-**  
**black**  
**white**

**Black.**  
**It's black!**



Have the student  
circle the color  
black.



bl ack

bl ack

Demonstrate, then have the student trace and say the word "black."





**Black.**  
**It's black!**



Have the student  
circle the color  
black and say the  
target sentence.



What color is  
the crayon?

It's black.

It's a black  
crayon!

Have the student  
circle the color black  
and say the target  
sentence.



What color are  
the crayons?

They're black.

They're black  
crayons!

Have the student  
circle the color black  
and say the target  
sentence.



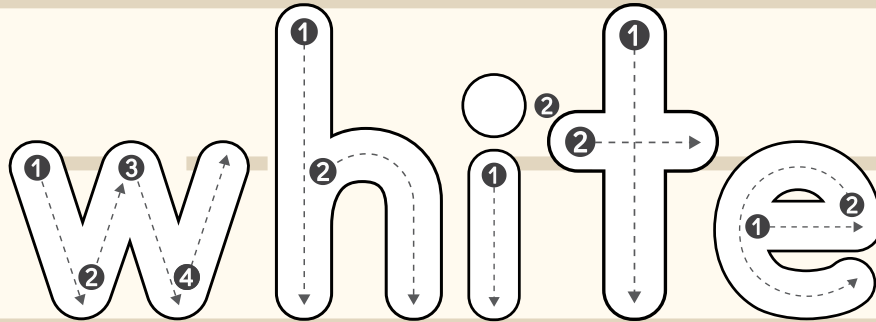
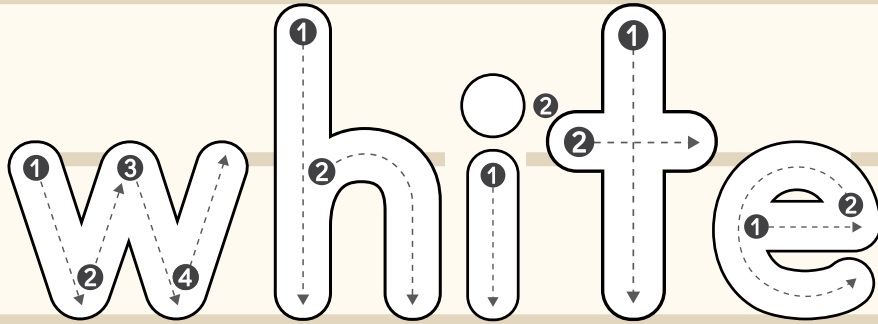
White.  
It's white!



Have the student  
circle the color  
white.







Demonstrate, then have the student trace and say the word "white."





White.  
It's white!



Have the student  
circle the color  
white and say the  
target sentence.



What color is  
the crayon?

It's white.

It's a white  
crayon!

Have the student  
circle the color white  
and say the target  
sentence.






What color are the crayons?

They're white.


They're white crayons!

Have the student circle the color white and say the target sentence.





Have the student draw a line from the items to their corresponding colored circle.





Talk about what you see and what colors you see.

# Review:

Uu



umbrella



upset



bus



rug



black



white

What color is it? It's (white).

What color is the crayon? The crayon is (white).



**Great job!**





# Today you learned:

## Uu



umbrella




upset



bus



rug



black



white

What color is it? It's (white).

What color is the crayon? The crayon is (white).





# Homework!



- Draw black and white items. Take a video pointing to the items saying: "It's black/white." or "They're black/white." Send the video to your teacher.



black



white

What color is it? It's (white).

What color is the crayon? The crayon is (white).

