

A vibrant, cartoon-style illustration of a child's room. At the top, a string of yellow and blue pennant flags hangs across the room. In the center, a wooden desk holds a yellow pencil holder with pens, a purple camera, a blue bag, and a pink ball. To the left of the desk is a round pink table with a yellow pencil holder and a blue chair with a white seat. To the right of the desk is a green beanbag chair with a brown teddy bear and a red toy box. In the foreground, a blue monkey sits on a green stool. A window on the right shows a bright yellow sun and green foliage. The floor is brown with a dark brown rug under the table.

Welcome!

LV1 U5 L5

I'm
___!



How are you,
Teacher?

Good ___!



Good (morning
/ afternoon
/ evening)!



Farmers' Market



In this lesson:

U u



umbrella



upset



bus



rug

Chant: /u/ /u/ umbrella

It's an (umbrella).

They're (umbrellas).





**Welcome,
Rose and Alex!**

**My day was
okay.**

**I had a
good day!**

**How was
your day?**

Have the student welcome Rose and Alex. After reading, ask the student how their day was.




The student will learn the letter in the red box. (Optional: play the ABC song.)



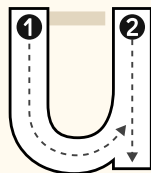
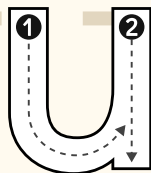
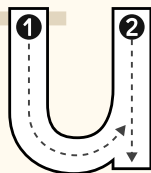
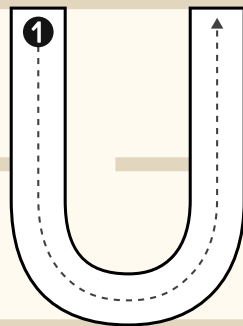
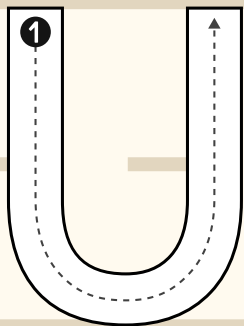
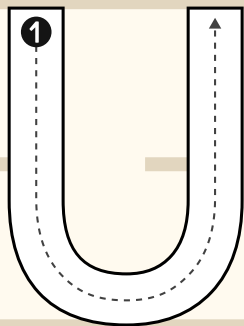
Big "U!"

Small "u!"





Have the student circle the big "U" and small "u."





Demonstrate, then have the student trace and say the letters.





Letter "Uu" says:
/u/ /u/ /u/!

/u/ /u/ /u/!

/u/!

Have the student
practice the
phonetic sound /u/.

**/u/ /u/
umbrella**



Read, then have
the student circle
the umbrella.



**/u/ /u/
umbrella**

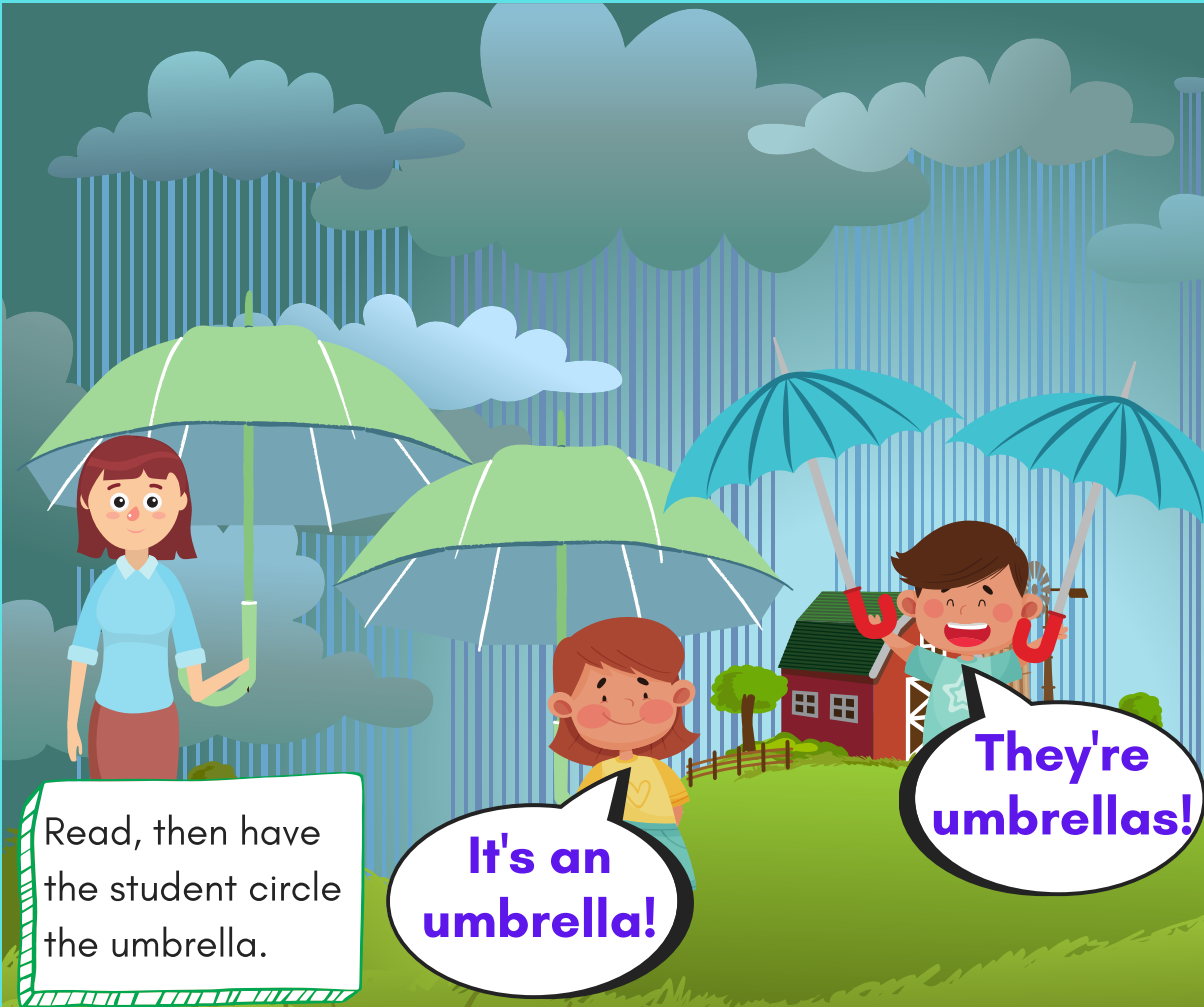




/u/ /u/
umbrella

Read, then have
the student circle
the umbrella.





Read, then have the student circle the umbrella.

It's an umbrella!

They're umbrellas!



**/u/ /u/
upset**



Read, then have
the student circle
who is upset.



**/u/ /u/
upset**



/u/ /u/
upset



/u/ /u/
upset

Read, then have
the student circle
who is upset.



**I am not
upset.**

**We are
upset.**

Read, then have
the student circle
who is upset.

**/u/ /u/
upset**



/u/ /u/
bus



Read, then have
the student circle
the bus.



/u/ /u/
bus



/u/ /u/
bus



Read, then have
the student circle
the bus.



/u/ /u/
bus





It's a bus!

Read, then have
the student circle
the bus.



/u/ /u/
bus





They're
buses!

Read, then have
the student circle
the bus.



/u/ /u/
bus




/u/ /u/
rug

/u/ /u/
rug


Read, then have
the student circle
the rug.





**/u/ /u/
rug**

Read, then have
the student circle
the rug.





It's a rug!

They're
rugs!

/u/ /u/
rug

Read, then have
the student circle
the rugs.





Have the student recall the words learned.



Review:

U u



umbrella



upset



bus



rug

Chant: /u/ /u/ umbrella

It's an (umbrella).

They're (umbrellas).



Great job!



Today you learned:

Uu



umbrella



upset

Chant: /u/ /u/ umbrella

It's an (umbrella).

They're (umbrellas).



bus



rug





Homework!



- Draw two (2) pictures. For the first picture, draw one (1) umbrella, bus, rug, and an upset boy or girl. For the second picture, draw two (2) umbrellas, buses, rugs, and two upset people. Take a video and point to each item. Say: /u/ /u/ ____! It's a(n) ____ They're ____.
Send the video to your teacher.

Uu



umbrella



upset



bus



rug

Chant: /u/ /u/ umbrella
It's an (umbrella).
They're (umbrellas).

Chant: /u/ /u/ uset
He/she is upset.

