

A vibrant, cartoon-style illustration of a child's room. At the top, a string of yellow and blue pennant flags hangs across the room. In the center, a wooden desk holds a camera, books, and a pink ball. To the left, a pink round table with orange legs has a green cup of pens and markers on it. A blue chair with a white seat is to the left of the table. In the foreground, a blue monkey sits on a green stool. To the right, a brown teddy bear sits on a green rug. A window on the right shows a bright outdoor scene. The floor is brown with a dark brown rug under the table.

Welcome!

LV1 U5 L4

I'm
___!



How are you,
Teacher?

Good ___!



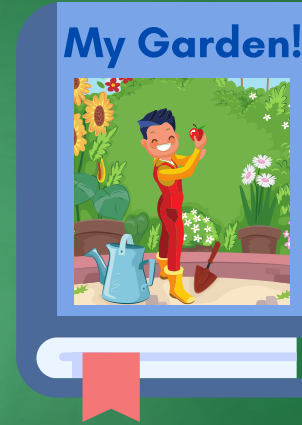
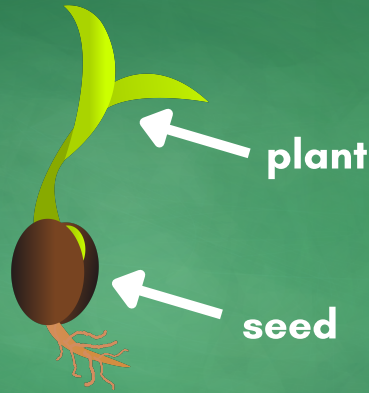
Good (morning
/ afternoon
/ evening)!



Farmers' Market



In this lesson:



What do you want? I want some (corn)!

Do you want corn? Yes, I do. / No, I don't.

What do you have? I have (broccoli).





**Welcome,
Rose and Alex!**

**My day was
okay.**

**I had a
good day!**

**How was
your day?**

Have the student welcome Rose and Alex. After reading, ask the student how their day was.

Story Time!



My Garden!



What do
you want?

I want some
lettuce!

Read, and have the
student repeat after
you.





Let's plant
lettuce seeds.

Read, and have the student repeat after you. Then, have the student circle the lettuce seeds.



Let's water the
lettuce plants.



Read, and have the student repeat after you. Then, have the student circle the watering can.



We have
some lettuce!



Read, and have the student repeat after you. Then, have the student circle the lettuce.



What do you want?

I want some onions!

Read, and have the student repeat after you.





Let's plant
onion seeds.

Read, and have the student repeat after you. Then, have the student circle the onion seeds.



Let's water the
onion plants.



Read, and have the student repeat after you. Then, have the student circle the watering can.





Read, and have the student repeat after you. Then, have the student circle the onions.



What do
you want?

I want some
garlic!

Read, and have the
student repeat after
you.



Let's plant
garlic seeds.



Read, and have the student repeat after you. Then, have the student circle the garlic seeds.



Let's water the
garlic plants.



Read, and have the student repeat after you. Then, have the student circle the watering can.



**We have
some garlic!**



Read, and have the student repeat after you. Then, have the student circle the garlic.



What do
you want?

I want some
carrots!

Read, and have the
student repeat after
you.





Let's plant
carrot seeds.

Read, and have the student repeat after you. Then, have the student circle the carrot seeds.



Let's water the
carrot plants.



Read, and have the student repeat after you. Then, have the student circle the watering can.



We have
some carrots!



Read, and have the student repeat after you. Then, have the student circle the carrots.



What do you want?

I want some broccoli!

Read, and have the student repeat after you.





Let's plant
broccoli seeds.

Read, and have the student repeat after you. Then, have the student circle the broccoli seeds.



Let's water the
broccoli plants.



Read, and have the student repeat after you. Then, have the student circle the watering can.





We have
some broccoli!

Read, and have the student repeat after you. Then, have the student circle the broccoli.



What do
you want?

I want some
cucumbers!

Read, and have the
student repeat after
you.





Let's plant
cucumber seeds.

Read, and have the student repeat after you. Then, have the student circle the cucumber seeds.



Let's water the
cucumber plants.



Read, and have the student repeat after you. Then, have the student circle the watering can.





Read, and have the student repeat after you. Then, have the student circle the cucumbers.



What do you want?

I want some tomatoes!

Read, and have the student repeat after you.



Let's plant
tomato seeds.

Read, and have the
student repeat after
you. Then, have the
student circle the
tomato seeds.



Let's water the
tomato plants.



Read, and have the student repeat after you. Then, have the student circle the watering can.





Read, and have the student repeat after you. Then, have the student circle the tomatoes.



What do you want?

I want some corn!

Read, and have the student repeat after you.



Let's plant
corn seeds.

Read, and have the
student repeat after
you. Then, have the
student circle the
corn seeds.



Let's water the
corn plants.



Read, and have the student repeat after you. Then, have the student circle the watering can.





Read, and have the student repeat after you. Then, have the student circle the corn.



What do
you want?

I want some
peppers!

Read, and have the
student repeat after
you.





Let's plant
pepper seeds.

Read, and have the student repeat after you. Then, have the student circle the pepper seeds.



Let's water the
pepper plants.



Read, and have the student repeat after you. Then, have the student circle the watering can.





We have some peppers!


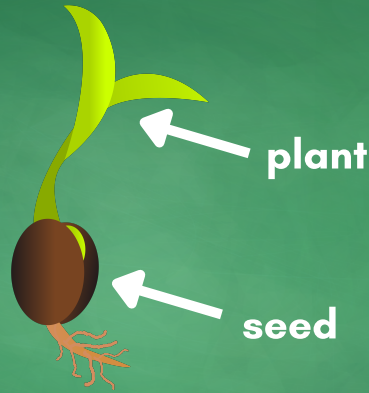
Read, and have the student repeat after you. Then, have the student circle the peppers.





**The
End**

Review:



What do you want? I want some (corn)!

Do you want corn? Yes, I do. / No, I don't.

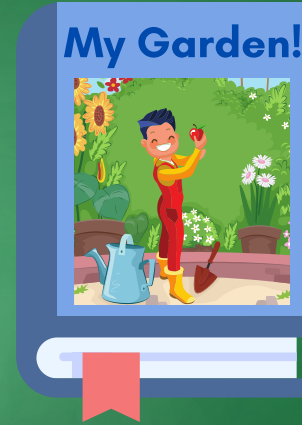
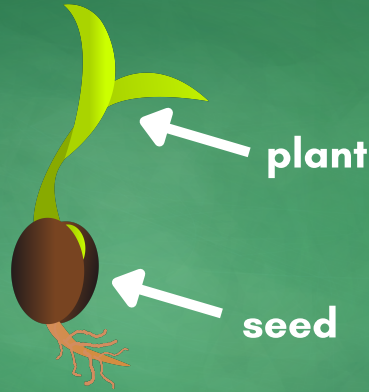
What do you have? I have (broccoli).



Great job!



Today you learned:



What do you want? I want some (corn)!

Do you want corn? Yes, I do. / No, I don't.

What do you have? I have (broccoli).





Homework!



- Read the story with a parent or friend. Send an audio recording or video of you reading the story to your teacher.

