A vibrant, cartoon-style illustration of a child's room. At the top, a string of yellow and blue pennant flags hangs across the room. In the center, a wooden desk holds a camera, books, and a pink ball. To the left, a round pink table with orange legs has a green pencil holder and markers. A wooden chair with a blue seat is nearby. On the right, a window shows a bright outdoor scene. A green rug, a brown teddy bear, a blue monkey toy on a green stool, and a red box are scattered on the floor.

# Welcome!

LV1 U5 L2

I'm  
\_\_\_!



How are you,  
Teacher?

Good \_\_\_!



Good (morning  
/ afternoon  
/ evening)!





# Farmers' Market



# In this lesson:



onion(s)



cucumber(s)



carrot(s)



pepper(s)



tomato(es)



What do you want? I want some (carrots)!

Do you want carrots? Yes, I do. / No, I don't.

What do you have? I have (carrots).





**Welcome,  
Rose and Alex!**

**My day was  
okay.**

**I had a  
good day!**

**How was  
your day?**

Have the student welcome Rose and Alex. After reading, ask the student how their day was.



Today we're  
going to the  
farmers' market!




Let's go!

Read, and have  
the student repeat  
after you.



What do you want, Rose?

I want some cucumbers.



Read, and have the student repeat after you. Then, have them circle the cucumbers.





Alex, do you want  
some cucumbers?

Yes, I do!

Read, and have  
the student repeat  
after you. Then,  
ask the student the  
question.





What do you want?

We want some cucumbers, please!

Read, and have the student repeat after you.



Here you go!

Thank you!

Read, and have the student repeat after you.  
Circle the cucumbers.  
Ask the student what they are.







What do you want, Alex?

I want some peppers!



Read, and have the student repeat after you. Then, have them circle the peppers.






Rose, do you want  
some peppers?


Read, and have  
the student repeat  
after you. Then,  
ask the student the  
question.

YUCK!





Read, and have the student repeat after you. Then, ask the student the question.



Veget

What do you want?

Green bell pepper and red heart

I want some peppers, please!

Read, and have the student repeat after you.



Vegetables

Here you go!

Thank you!



Read, and have the student repeat after you.  
Circle the lettuce.  
Ask the student what they are.





What do you want, Teacher?

I want some tomatoes!

Read, and have the student repeat after you. Then, have them circle the tomatoes.





Rose and Alex,  
do you want  
some tomatoes?

I want one  
tomato!

I want two  
tomatoes!

Read, and have  
the student repeat  
after you. Then,  
ask the student the  
question.







What do you want?

I want some tomatoes!

I want two tomatoes!

I want one tomato!

Read, and have the student repeat after you.





Here you go!

Thank you!

Thank you!

Read, and have the student repeat after you.  
Circle the tomatoes.  
Ask the student what they are.






What do you want, Rose?

I want some onions.

Read, and have the student repeat after you. Then, have them circle the onions.






Alex, do you want  
some onions?

Read, and have  
the student repeat  
after you. Then,  
ask the student the  
question.

YUCK!







Read, and have the student repeat after you. Then, ask the student the question.



What do you want?

I want some onions, please!

Read, and have the student repeat after you.



Here you go!

Thank you!

Read, and have the student repeat after you.  
Circle the onions.  
Ask the student what they are.







What do you want, Alex?

I want some carrots.

Read, and have the student repeat after you. Then, have them circle the carrots.





Rose, do you want  
some carrots?

Yes, I do!

Read, and have  
the student repeat  
after you. Then,  
ask the student the  
question.



What do you want?

We want some carrots, please!

Read, and have the student repeat after you.



Here you go!

Thank you!

Read, and have the student repeat after you.





What do you have, Teacher?

I have tomatoes!

Read, and have the student repeat after you. Then, have them circle the item(s).





What do you have, Alex?

I have one tomato, some peppers, and some carrots!

Read, and have the student repeat after you. Then, have them circle the items.





What do you have, Rose?



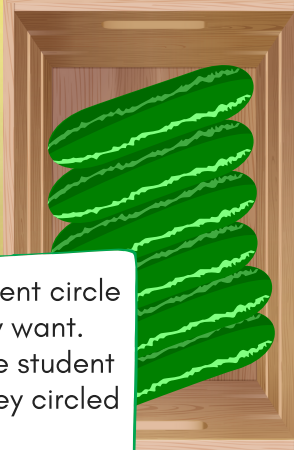
I have cucumbers, carrots, onions, and tomatoes!

Read, and have the student repeat after you. Then, have them circle the items.



What do  
you want?

What do  
you have?



Have the student circle  
the items they want.  
Then, have the student  
draw what they circled  
in the sack.



# Review:



onion(s)



cucumber(s)



carrot(s)



pepper(s)



tomato(es)



What do you want? I want some (carrots)!  
Do you want carrots? Yes, I do. / No, I don't.  
What do you have? I have (carrots).



**Great job!**



# Today you learned:



onion(s)



cucumber(s)



carrot(s)



pepper(s)



tomato(es)

What do you want? I want some (carrots)!

Do you want carrots? Yes, I do. / No, I don't.

What do you have? I have (carrots).





# Homework!

- Draw a picture of each item you learned.

Make a video, and say what you want and what you have in your home.

Send the video to your teacher.

What do you want? I want some (carrots)!

Do you want carrots? Yes, I do. / No, I don't.

What do you have? I have (carrots).



onion(s)



carrot(s)



cucumber(s)



pepper(s)



tomato(es)

