A vibrant, cartoon-style illustration of a child's room. At the top, a string of yellow and blue pennant flags hangs across the room. In the center, a wooden desk holds a yellow pencil holder with pens, a blue folder, and a stack of books. To the left, a wooden chair with a blue seat and a white cushion stands next to a round pink table with orange legs, which also has a yellow pencil holder and pens. In the foreground, a blue monkey toy sits on a green stool, and a brown teddy bear is on the floor near a green blanket. A window on the right shows a bright outdoor scene. The floor is brown with a dark brown rug.

Welcome!

LV1 U5 L10

I'm
___!



How are you,
Teacher?

Good ___!



Good (morning
/ afternoon
/ evening)!







Farmers' Market



In this lesson:

Uu




I want _____. / We want _____.
I have _____. / We have _____.



What do you want?

What do you have?



Have the student drag the items they want to the sack. Then, have the student say what they have.



Story Time!



My Garden!



We have
some lettuce!



Read, and have the student repeat. Then, have the student circle and draw the correct item.

We have
some onions!



Read, and have the student repeat. Then, have the student circle and draw the correct item.

We have
some garlic!



Read, and have the student repeat. Then, have the student circle and draw the correct item.

We have
some carrots!



Read, and have the student repeat. Then, have the student circle and draw the correct item.

We have
some broccoli!



Read, and have the student repeat. Then, have the student circle and draw the correct item.



We have some cucumbers!



Read, and have the student repeat. Then, have the student circle and draw the correct item.



We have some tomatoes!

Read, and have the student repeat. Then, have the student circle and draw the correct item.



We have
some corn!




Read, and have the student repeat. Then, have the student circle and draw the correct item.

We have some peppers!



Read, and have the student repeat. Then, have the student circle and draw the correct item.



A stylized illustration of a library. In the foreground, a large blue book with the words "The End" written in bold blue letters is the central focus. The book has a red bookmark sticking out from the bottom. Behind the book, there are three shelves of a bookshelf filled with various colorful books. To the left of the book, there is a dark grey chair and a desk. To the right, there is a dark grey lamp. The background is a light purple color, and the entire scene is set against a light blue background.

**The
End**

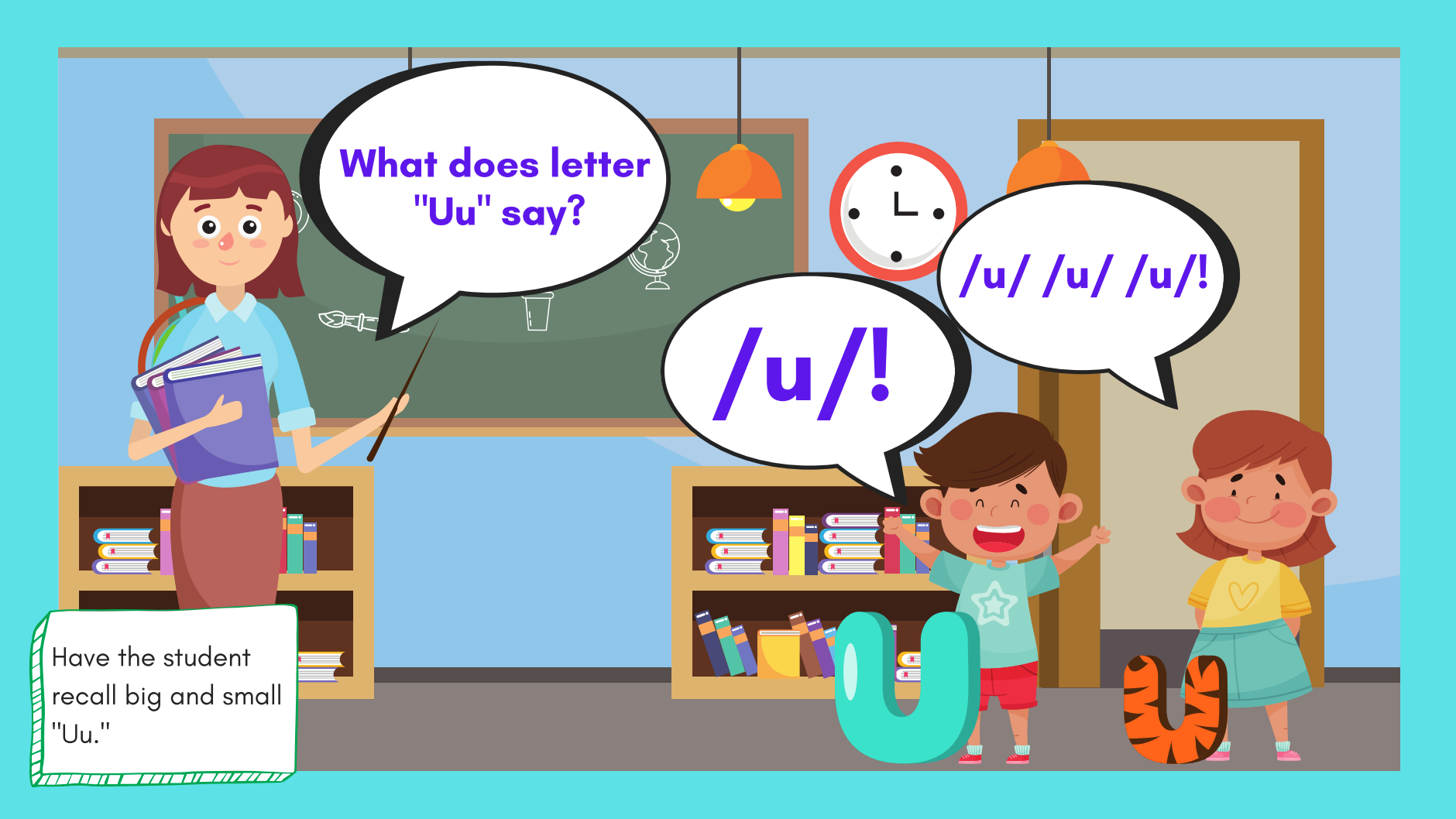


What letter is it?

Big "U!"

Small "u!"

Have the student recall big and small "Uu."





What does letter
"Uu" say?





/u/ /u/ /u/!

/u/!


Have the student
recall big and small
"Uu."

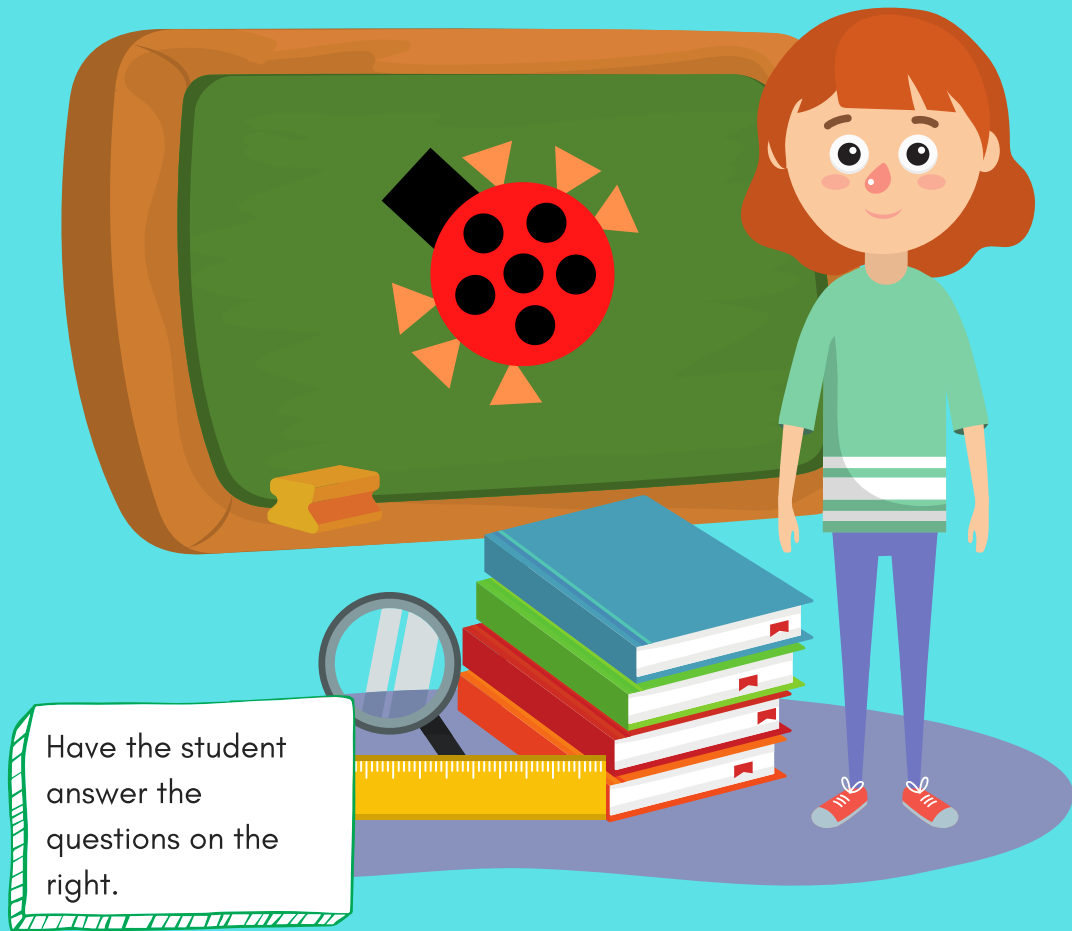


Have the student recall the words learned.



Have the student draw a line from the items to their corresponding colored circle.





Have the student answer the questions on the right.

Look at the bug!



What shapes do you see?

How many circles do you see?

How many squares do you see?

How many triangles do you see?

What color are the shapes?




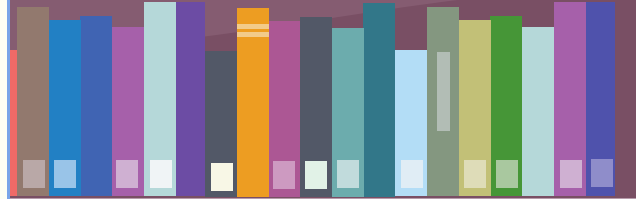

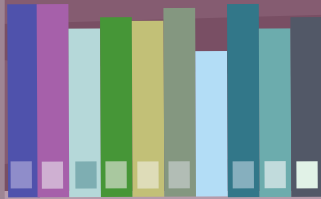


Have the student
remake the bug by
drawing the shapes



Story Time!



Monster Numbers!





What do you want?

I want some lettuce seeds!

Read, and have the student repeat after you.

Ask the student: What number is it?

Bonus: Have the student decorate a bag of seeds with the item mentioned in the story.





What do you want?

I want some cucumber seeds!

Read, and have the student repeat after you.

Ask the student: What number is it?

Bonus: Have the student decorate a bag of seeds with the item mentioned in the story.





What do you want?

I want some garlic seeds!

Read, and have the student repeat after you.
Ask the student: What number is it?

Bonus: Have the student decorate a bag of seeds with the item mentioned in the story.





Read, and have the student repeat after you.

Ask the student: What number is it?

Bonus: Have the student decorate a bag of seeds with the item mentioned in the story.





What do you want?

I want some onion seeds!

Read, and have the student repeat after you.

Ask the student: What number is it?

Bonus: Have the student decorate a bag of seeds with the item mentioned in the story.





What do
you want?

I want some
broccoli seeds!

Read, and have the
student repeat after you.

Ask the student: What
number is it?

Bonus: Have the
student decorate a
bag of seeds with
the item mentioned
in the story.





What do you want?

I want some corn seeds!

Read, and have the student repeat after you.

Ask the student: What number is it?

Bonus: Have the student decorate a bag of seeds with the item mentioned in the story.



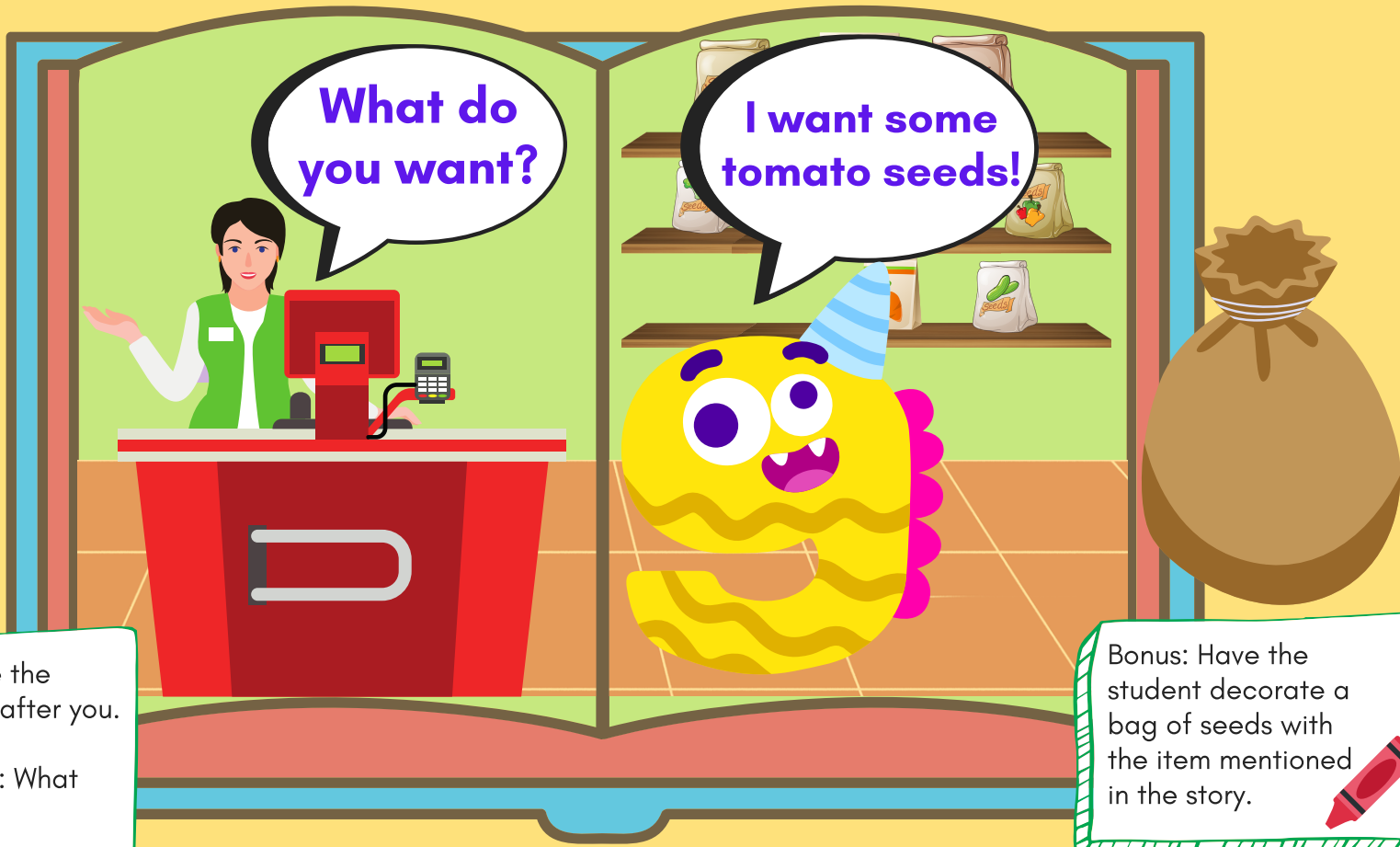


Read, and have the student repeat after you.

Ask the student: What number is it?

Bonus: Have the student decorate a bag of seeds with the item mentioned in the story.





What do you want?

I want some tomato seeds!

Read, and have the student repeat after you.

Ask the student: What number is it?

Bonus: Have the student decorate a bag of seeds with the item mentioned in the story.





What do you want?

We want some corn seeds!

Read, and have the student repeat after you.

Ask the student: What number is it?

Bonus: Have the student decorate a bag of seeds with the item mentioned in the story.





What do you want?

We want some lettuce seeds!

Read, and have the student repeat after you.

Ask the student: What number is it?

Bonus: Have the student decorate a bag of seeds with the item mentioned in the story.






What do you want?

We want some carrot seeds!

Read, and have the student repeat after you.

Ask the student: What number is it?

Bonus: Have the student decorate a bag of seeds with the item mentioned in the story.




A stylized illustration of a library. In the foreground, a large blue book with the words "The End" written in bold blue letters is the central focus. The book has a red bookmark sticking out from the bottom. Behind the book, there are three shelves filled with various colorful books. To the left of the book, there is a dark grey chair and a desk. To the right, there is a dark grey lamp. The background is a light purple color, and the entire scene is set against a light blue border.

**The
End**

Review:

Uu



My Garden!



Monster Numbers!



I want _____. / We want _____.

I have _____. / We have _____.







Great job!



Today you learned:

Uu



I want _____. / We want _____.
I have _____. / We have _____.





Homework!



- Look at the "Today you learned" picture. Practice making sentences with what you see in that picture. Send the recording or video to your teacher.

