

A vibrant, cartoon-style illustration of a child's room. At the top, a string of yellow and blue pennant flags hangs across the room. In the center, a wooden desk holds a yellow pencil holder with blue pens, a stack of books, and a pink ball. To the left of the desk is a round pink table with a yellow pencil holder and a blue chair with a white seat. In the foreground, a blue monkey sits on a green stool, and a brown teddy bear sits on the floor next to a green blanket. A red box is on the floor in the bottom right. A window on the right shows a bright yellow sun and green foliage. The background is a light blue wall with a white shadow cast by the desk.

Welcome!

LV1 U5 L1

I'm
___!



How are you,
Teacher?

Good ___!



Good (morning
/ afternoon
/ evening)!



Farmers' Market



In this lesson:



corn



lettuce



broccoli



garlic

What do you want? I want some (corn)!
Do you want corn? Yes, I do. / No, I don't.
What do you have? I have (broccoli).





**Welcome,
Rose and Alex!**

**My day was
okay.**

**I had a
good day!**

**How was
your day?**

Have the student welcome Rose and Alex. After reading, ask the student how their day was.



Today we're
going to the
farmers' market!



Let's go!

Read, and have
the student repeat
after you.



What do you want, Rose?

I want some corn.

Read, and have the student repeat after you. Then, have them circle the corn.





Alex, do you
want some corn?

Yes, I do!

Read, and have
the student repeat
after you. Then,
ask the student the
question.

What do you want?

We want some corn, please!

Read, and have the student repeat after you.



Here you go!

Thank you!

Read, and have the student repeat after you.

Circle the corn. Ask the student what it is.





What do you want, Alex?

I want some lettuce.



Read, and have the student repeat after you. Then, have them circle the lettuce.





Rose, do you want
some lettuce?

Yes, I do!

Read, and have
the student repeat
after you. Then,
ask the student the
question.



Veget

What do you want?

We want some lettuce, please!



Read, and have the student repeat after you.

Vegetables

Here you go!

Thank you!



Read, and have the student repeat after you.

Circle the lettuce. Ask the student what it is.





What do you want, Rose?

I want some broccoli.

Read, and have the student repeat after you. Then, have them circle the broccoli.






Alex, do you want
some broccoli?

Read, and have
the student repeat
after you. Then,
ask the student the
question.

YUCK!





Read, and have the student repeat after you. Then, ask the student the question.



What do you want?

I want some broccoli, please!


Read, and have the student repeat after you.



Here you go!

Thank you!

Read, and have the student repeat after you.
Circle the broccoli. Ask the student what it is.





What do you want, Teacher?

I want some garlic!

Read, and have the student repeat after you. Then, have them circle the garlic.





Rose and Alex,
do you want
some garlic?

Read, and have
the student repeat
after you. Then,
ask the student the
question.



YUCK!





Read, and have the student repeat after you.



What do you want?

I want some garlic, please!

Thought bubble: Broken heart and garlic.

Thought bubble: Whole heart and garlic.

Thought bubble: Broken heart and garlic.

Read, and have the student repeat after you.






Here you go!

Thank you!

Read, and have the student repeat after you.

Circle the garlic. Ask the student what it is.





What do you have, Rose?

I have corn, lettuce, and broccoli!

Read, and have the student repeat after you. Then, have them circle the items.





What do you have, Alex?

I have corn and lettuce!

Read, and have the student repeat after you. Then, have them circle the items.





What do you
have, Teacher?



I have garlic!

Read, and have
the student repeat
after you. Then,
have them circle
the item(s).



What do
you want?

What do
you have?



Have the student circle
the items they want.
Then, have the student
draw what they circled
in the sack.



Review:



corn



lettuce



broccoli



garlic



What do you want? I want some (corn)!
Do you want corn? Yes, I do. / No, I don't.
What do you have? I have (broccoli).



Great job!




Today you learned:



corn



lettuce



broccoli



garlic



What do you want? I want some (corn)!

Do you want corn? Yes, I do. / No, I don't.

What do you have? I have (broccoli).





Homework!

- Draw a picture of each item you learned.

Make a video, and say what you want and what you have in your home.

Send the video to your teacher.

What do you want? I want some (corn)!

Do you want corn? Yes, I do. / No, I don't.

What do you have? I have (broccoli).



lettuce



broccoli



garlic



corn

