

A vibrant, cartoon-style illustration of a child's room. At the top, a string of yellow and blue pennant flags hangs across the room. In the center, a wooden desk holds a camera, books, and a pink ball. To the left, a round pink table with orange legs has a green pencil holder and markers on it. A wooden chair with a blue seat is positioned to the left of the table. In the foreground, a blue monkey sits on a green stool. To the right, a brown teddy bear sits on a green rug near a window. A red box is on the floor in the bottom right corner. The background is a light blue wall with a window showing a green landscape.

Welcome!

LV1 U4 L6



How are you, Teacher?

I'm great!
Thanks!



Hi! How are you?



Hello,
I'm wonderful!



My Toys



In this lesson:

O o



pink



purple

What color is it? It's (pink).

What color is the crayon? The crayon is (pink).





**Hello,
students!**

**Hi,
Teacher!**

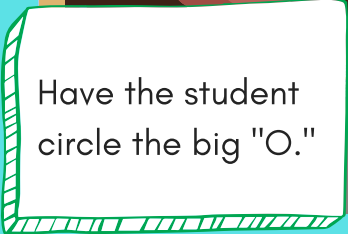
**Hello,
Teacher!**



What letter
is it?



Big "O!"



Have the student
circle the big "O."

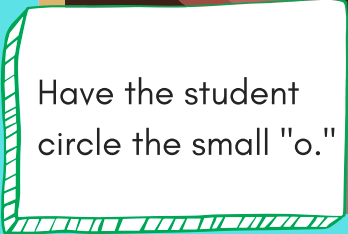




What letter
is it?



Small "o"!



Have the student
circle the small "o."



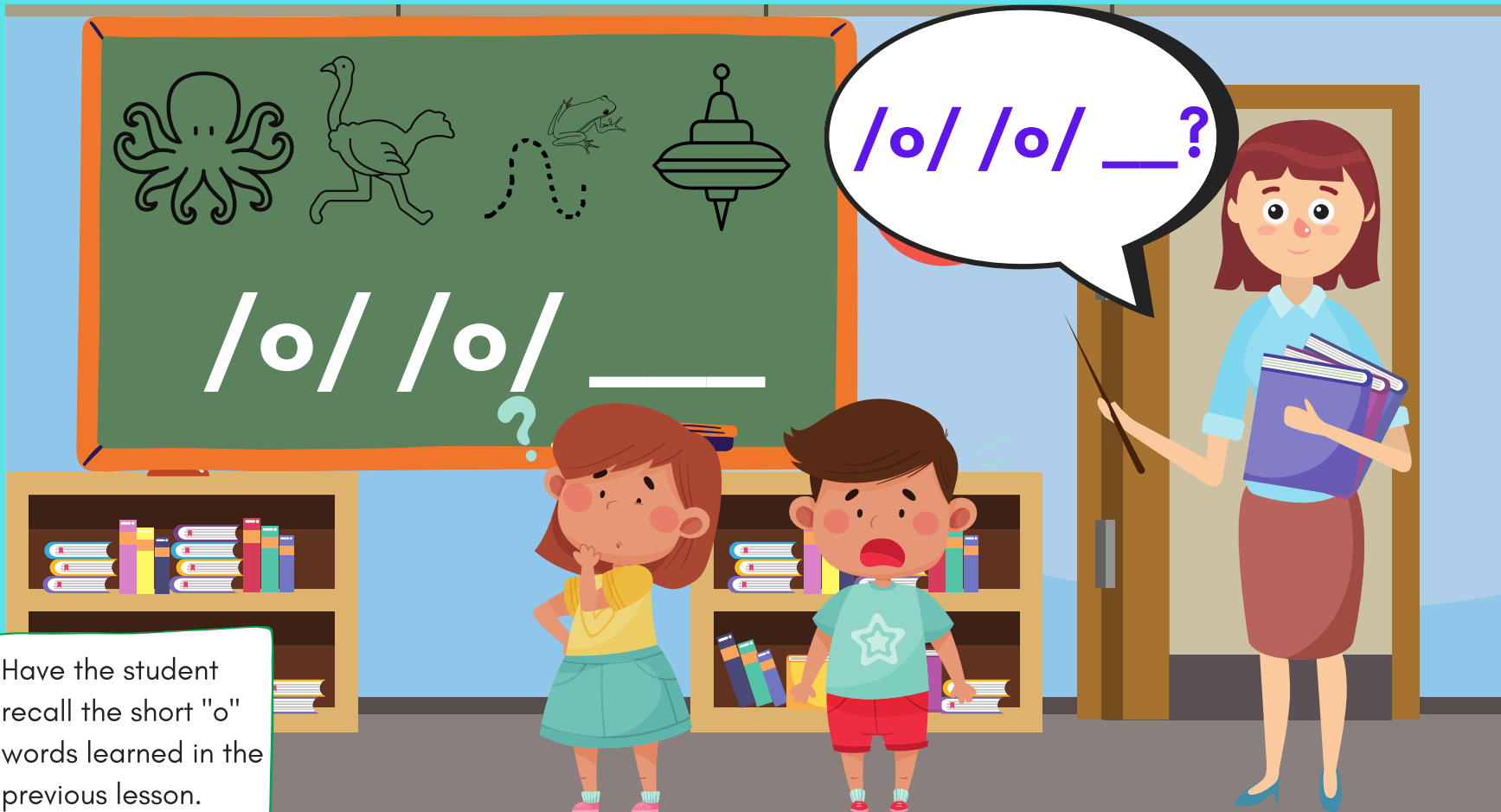


What does
letter "Oo" say?

/o/ /o/ /o/!

/o/!

Have the student
practice the
phonetic sound /o/.



/o/ /o/ ___?

/o/ /o/ ___?

Have the student recall the short "o" words learned in the previous lesson.



-Colors-
pink
purple



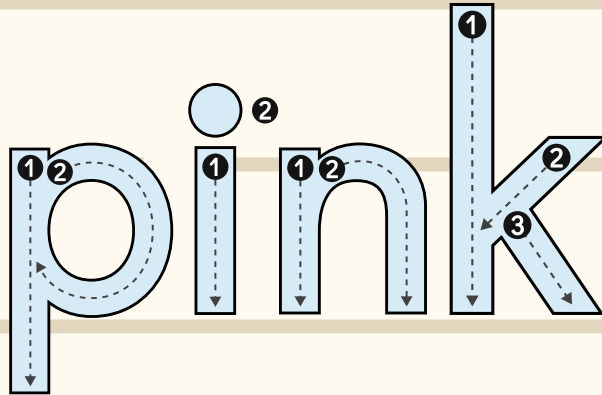
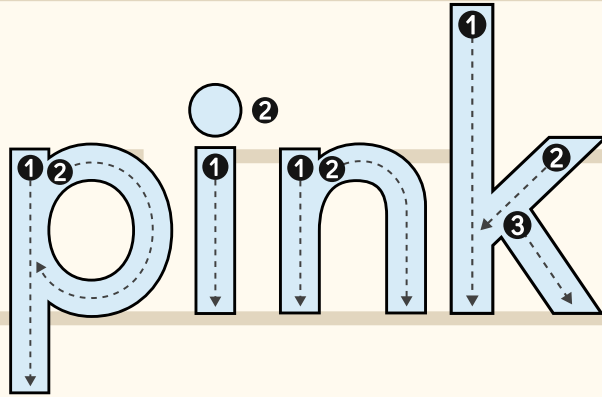
Pink.
It's pink!



pink

Have the student
circle the color
pink.





Demonstrate, then have the student trace and say the word "pink."





Pink.
It's pink!



Have the student
circle the color pink
and say the target
sentence.





What color is the crayon?

It's pink.

It's a pink crayon!

Have the student circle the color pink and say the target sentence.





What color are
the crayons?

They're pink!

They're pink
crayons!

Have the student
circle the color pink
and say the target
sentence.





Purple.
It's purple!

Have the student
circle the color
purple.



purple

purple

Demonstrate, then have the student trace and say the word "purple."





Purple.
It's purple!



Have the student
circle the color
purple and say the
target sentence.





What color is the crayon?

It's purple.

It's a purple crayon!

Have the student circle the color purple and say the target sentence.








What color are the crayons?

They're purple.

They're purple crayons!

Have the student circle the color purple and say the target sentence.





Have the student
draw a line from the
items to their
corresponding
colored circle.





Have the student circle the colors pink & purple.



Review:

O o



pink



purple

What color is it? It's (pink).

What color is the crayon? The crayon is (pink).



Great job!



Today you learned:

O o



pink



purple

What color is it? It's (pink).

What color is the crayon? The crayon is (pink).





Homework!



- Draw purple and pink items. Take a video pointing to the items saying: "It's purple/pink." or "They're purple/pink." Send the video to your teacher.



purple



pink

What color is it? It's (pink).

What color is the crayon? The crayon is (pink).

