A vibrant, cartoon-style illustration of a child's room. At the top, a string of yellow and blue pennant flags hangs across the room. In the center, a wooden desk holds a camera, books, and a pink ball. To the left, a round pink table with orange legs has a green cup of pens and markers on it. A wooden chair with a blue seat is positioned to the left of the table. In the foreground, a blue monkey sits on a green stool, and a brown teddy bear is on the floor near a green blanket. A window on the right shows a bright outdoor scene. The floor is brown with a dark brown rug under the table.

# Welcome!

LV1 U4 L5



How are you, Teacher?

I'm great!  
Thanks!



Hi! How are you?



Hello,  
I'm wonderful!



# My Toys



# In this lesson:

O o



octopus



ostrich



Chant: /o/ /o/ octopus  
It's an (octopus).  
They're (octopuses).



hop



top





**Hello,  
students!**

**Hi,  
Teacher!**

**Hello,  
Teacher!**




The student will learn the letter in the red box. (Optional: play the ABC song.)



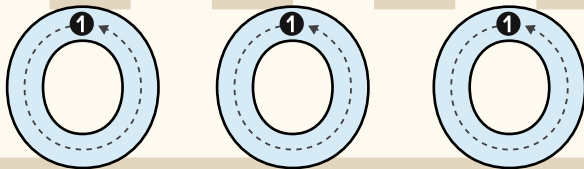

Big "O!"

Small "o!"



Have the student circle the big "O" and small "o."





Demonstrate, then have the student trace and say the letters.







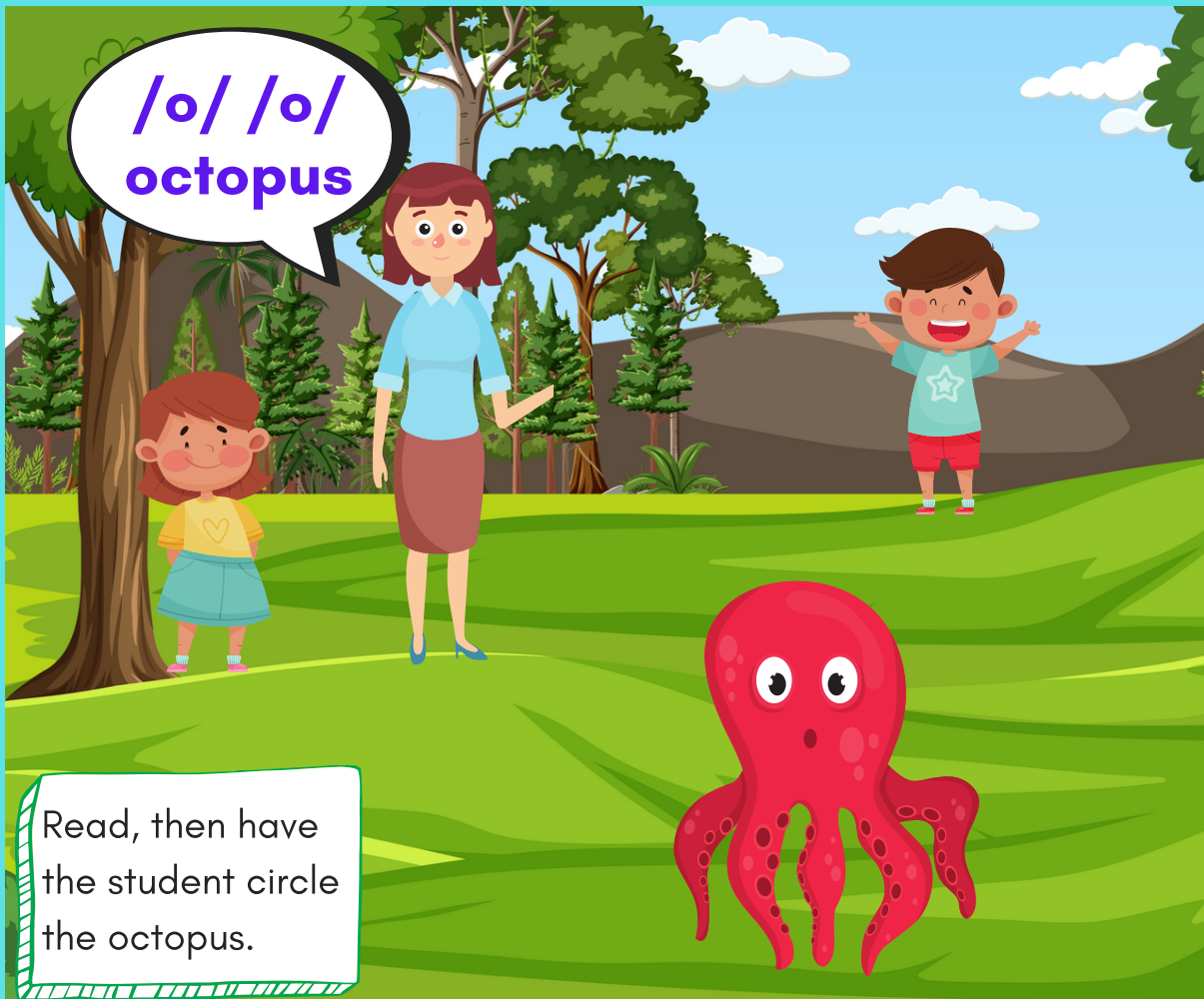
Letter "Oo" says:  
/o/ /o/ /o/!

/o/ /o/ /o/!

/o/!

Have the student  
practice the  
phonetic sound /o/.


/o/ /o/  
octopus



Read, then have  
the student circle  
the octopus.

/o/ /o/  
octopus





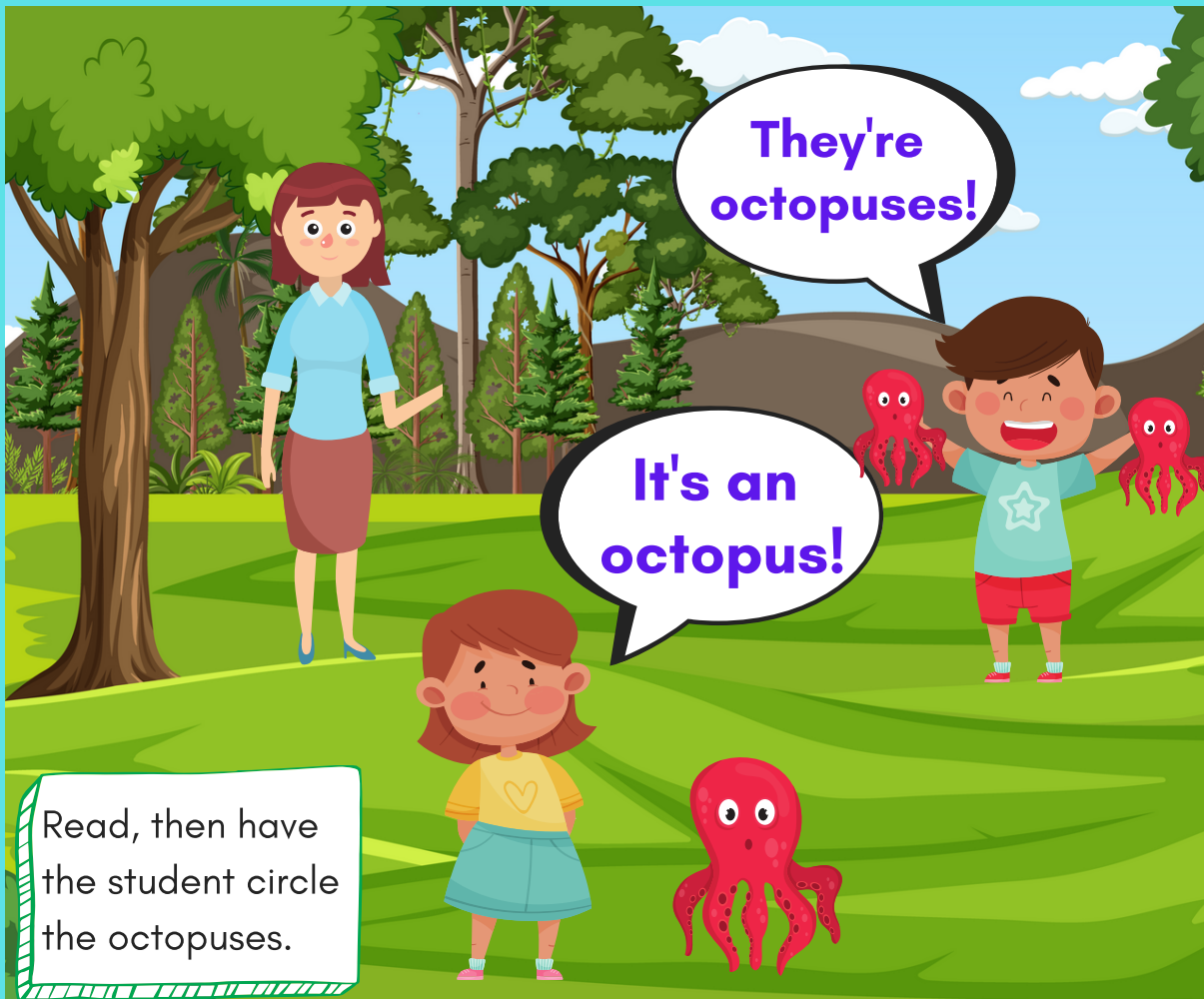
/o/ /o/  
octopus

Read, then have  
the student circle  
the octopus.



/o/ /o/  
octopus






They're octopuses!

It's an octopus!

Read, then have the student circle the octopuses.



/o/ /o/  
ostrich



Read, then have  
the student circle  
the ostrich.

/o/ /o/  
ostrich





/o/ /o/  
ostrich

Read, then have  
the student circle  
the ostrich.



/o/ /o/  
ostrich





It's an ostrich!

Read, then have the student circle the ostriches.

They're ostriches!



/o/ /o/  
ostrich



/o/ /o/  
hop



Read, then use TPR  
to demonstrate the  
action: "hop."

/o/ /o/  
hop







/o/ /o/ /o/  
hop

Have the student try to recall the vocabulary word learned on the previous page.

/o/ /o/ /o/  
hop



I can hop!

I can hop, too!

Read, then have the student hop!

/o/ /o/  
hop



/o/ /o/  
top



Read, then have  
the student circle  
the top.

/o/ /o/  
top





/o/ /o/  
top

Read, then have  
the student circle  
the top.



/o/ /o/  
top





They're tops!

It's a top!

Read, then have the student circle the tops.



/o/ /o/  
top

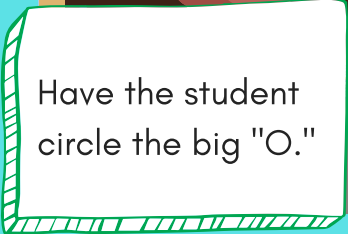




What letter  
is it?



Big "O!"



Have the student  
circle the big "O."





What does  
"O" say?



/o/

Ask the question,  
and give the student  
time to respond.





What letter  
is it?

Small "o"!

Have the student  
circle the small "o."







What does  
"o" say?

/o/ /o/ /o/

Ask the question,  
and give the student  
time to respond.



# Review:

O o



octopus



ostrich



Chant: /o/ /o/ octopus  
It's an (octopus).  
They're (octopuses).



hop



top



**Great job!**



# Today you learned:

O o



octopus



ostrich



hop



top

Chant: /o/ /o/ octopus  
It's an (octopus).  
They're (octopuses).





# Homework!



- Draw two (2) pictures. For the first picture, draw one (1) octopus, ostrich, something hopping, and a top. For the second picture, draw two (2) octopuses, ostriches, two things hopping, and tops. Take a video and point to each item.

Say: /o/ /o/ \_\_\_\_! It's a(n) \_\_\_\_ They're \_\_\_\_.  
Send the video to your teacher.



octopus



ostrich



hop



top

Chant: /o/ /o/ octopus

It's an (octopus).

They're (octopuses).

They're (hopping)

