

A vibrant, cartoon-style illustration of a child's room. At the top, a string of yellow and blue pennant flags hangs across the room. In the center, a wooden desk is cluttered with books, a camera, and other items. To the left, a round pink table with orange legs holds a green cup of pens and some papers. A blue chair with a white seat is positioned next to it. In the foreground, a blue monkey toy sits on a small green stool. To the right, a brown teddy bear sits on a green rug near a window that looks out onto a green landscape. A red box is on the floor in the bottom right corner. The background is a light blue wall with a white baseboard.

# Welcome!

LV1 U4 L3



How are you, Teacher?

I'm great!  
Thanks!



Hi! How are you?



Hello,  
I'm wonderful!



# My Toys



# In this lesson:



yo-yo



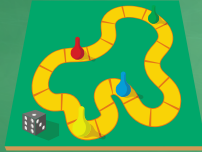
action figure



stuffed animal



video game



board game



dice



cards

What do you want? I want an (action figure).  
What do you have? I have an (action figure).





What is it?

It's an  
action figure!

An action  
figure!

Circle the action figure.  
Ask the student the  
question, and give them  
time to respond. Assist  
as needed.





Do you want it?

I want an action figure!

I don't want it!

After reading, ask the student:  
"Do you like the action figure?"  
"Do you want the action figure?"



What is it?

A stuffed  
animal!

It's a  
stuffed animal!

Circle the stuffed  
animal. Ask the student  
the question, and give  
them time to respond.  
Assist as needed.



Do you want it?

I want a stuffed animal!

I don't want it!

After reading, ask the student:  
"Do you like the stuffed animal?"  
"Do you want the stuffed animal?"





What is it?

A yo-yo!

It's a yo-yo!

Circle the yo-yo. Ask the student the question, and give them time to respond. Assist as needed.





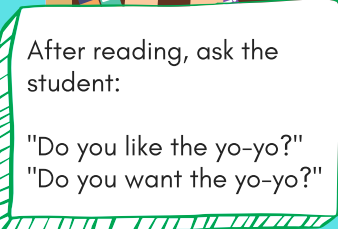
Do you  
want it?



I want a  
yo-yo!



I want it,  
too!



After reading, ask the  
student:

"Do you like the yo-yo?"  
"Do you want the yo-yo?"

What is it?

A video game!

It's a video game!

Circle the video game.  
Ask the student the question, and give them time to respond. Assist as needed.



A colorful illustration of a classroom. A teacher with brown hair, wearing a light blue shirt and a brown skirt, stands on the left holding a stack of books and a pointer. Behind her is a green chalkboard with drawings of a clock, a pencil holder, and a globe. To the right, a girl and a boy are looking at a video game console on the floor. The girl is wearing a yellow shirt with a heart and a teal skirt, and the boy is wearing a teal shirt and red shorts. There are bookshelves with books on either side of the console. A speech bubble from the teacher asks, "Do you want it?". A speech bubble from the girl says, "I want a video game!". A speech bubble from the boy says, "I want a video game, too!". There are small red hearts floating around the children. A text box in the bottom left corner contains instructions for a reading activity.

Do you want it?

I want a video game!

I want a video game, too!

After reading ask the student:  
"Do you like the video game?"  
"Do you want the video game?"

What  
are they?

Dice!

They're dice!

Circle the dice.  
Ask the student the  
question, and give them  
time to respond. Assist  
as needed.





Do you  
want them?

I want  
dice!

I don't  
want them.

After reading, ask the  
student:

"Do you like the dice?"

"Do you want the dice?"

What  
are they?

They're cards!

Cards!

Circle the cards.  
Ask the student the  
question, and give them  
time to respond. Assist  
as needed.





Do you want them?

I want cards!

I don't want them.

After reading, ask the student:

"Do you like the cards?"  
"Do you want the cards?"





What is it?

A board game!

It's a board game!

Circle the board game.  
Ask the student the question, and give them time to respond. Assist as needed.





Do you want it?

I want a board game!

I want a board game, too!

After reading, ask the student:  
"Do you like the board game?"  
"Do you want the board game?"

I have a  
yo-yo!

I have a  
stuffed animal!

Circle the characters and read what they say. Have the student circle the corresponding toy and draw a line to the correct character.



I have an  
action figure!

I have a  
board game!

Circle the characters and read what they say. Have the student circle the corresponding toy and draw a line to the correct character.





I have  
cards!

I have  
dice!

Circle the characters and read what they say. Have the student circle the corresponding toy and draw a line to the correct character.

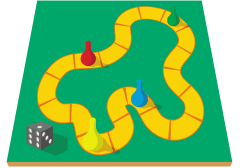




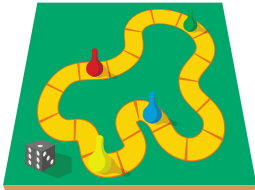
I have an  
action figure!

I have a  
video game!

I have a  
board game!

Circle the characters and  
read what they say. Have  
the student circle the  
corresponding toy and  
draw a line to the correct  
character.





Circle an item and have the student say what it is. Then ask them: "Do you want it?"



# Review:



yo-yo



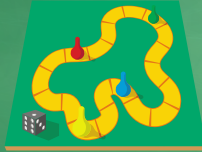
action figure



stuffed animal



video game



board game



dice



cards

What do you want? I want an (action figure).  
What do you have? I have an (action figure).





**Great job!**



# Today you learned:



yo-yo



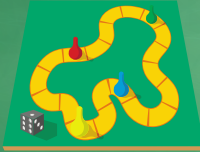
action figure



stuffed animal



video game



board game



dice



cards

What do you want? I want an (action figure).  
What do you have? I have an (action figure).





# Homework!

- Draw a picture of each item (or show items you have in your house).  
Make a video, and say what you want and what you have.  
Send the video to your teacher.



yo-yo



action figure



stuffed animal



video game



board game



dice



cards



What do you want? I want a (video game).  
What do you have? I have a (board game).

