

Welcome!

LV1 U4 L10



How are you, Teacher?

I'm great! Thanks!


Hi! How are you?

Hello, I'm wonderful!



My Toys



In this lesson:



O o



What do you want? I want a (stuffed animal).
What do you have? I have a (stuffed animal).




My Toys!



Story Time!





I have a
yo-yo!

Read and have the
student circle the
missing toy in the story.



I have a
board game!


Read and have the
student circle the
missing toy in the story.



I have
dice!

Read and have the
student circle the
missing toy in the story.





I have cards!

Read and have the student circle the missing toy in the story.




I have a stuffed animal!

Read and have the student circle the missing toy in the story.



I have an
action figure!

Read and have the
student circle the
missing toy in the story.







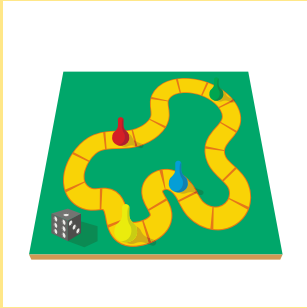


I have a
video game!

Read and have the
student circle the
missing toy in the story.



A stylized illustration of a library. In the foreground, a large blue book with the words "The End" written in bold blue letters is the central focus. The book has a red bookmark sticking out from the bottom. Behind the book, there are three shelves filled with various colorful books. To the left of the book, there is a dark grey chair and a desk. To the right, there is a dark grey lamp. The background is a light purple color, and the entire scene is set against a light blue background.

**The
End**



Circle an item and ask the student what it is. Then, ask them: "Do you want it?"

What letter
is it?

Big "O!"

Small "o!"

Have the student
circle the big / small
"O's."



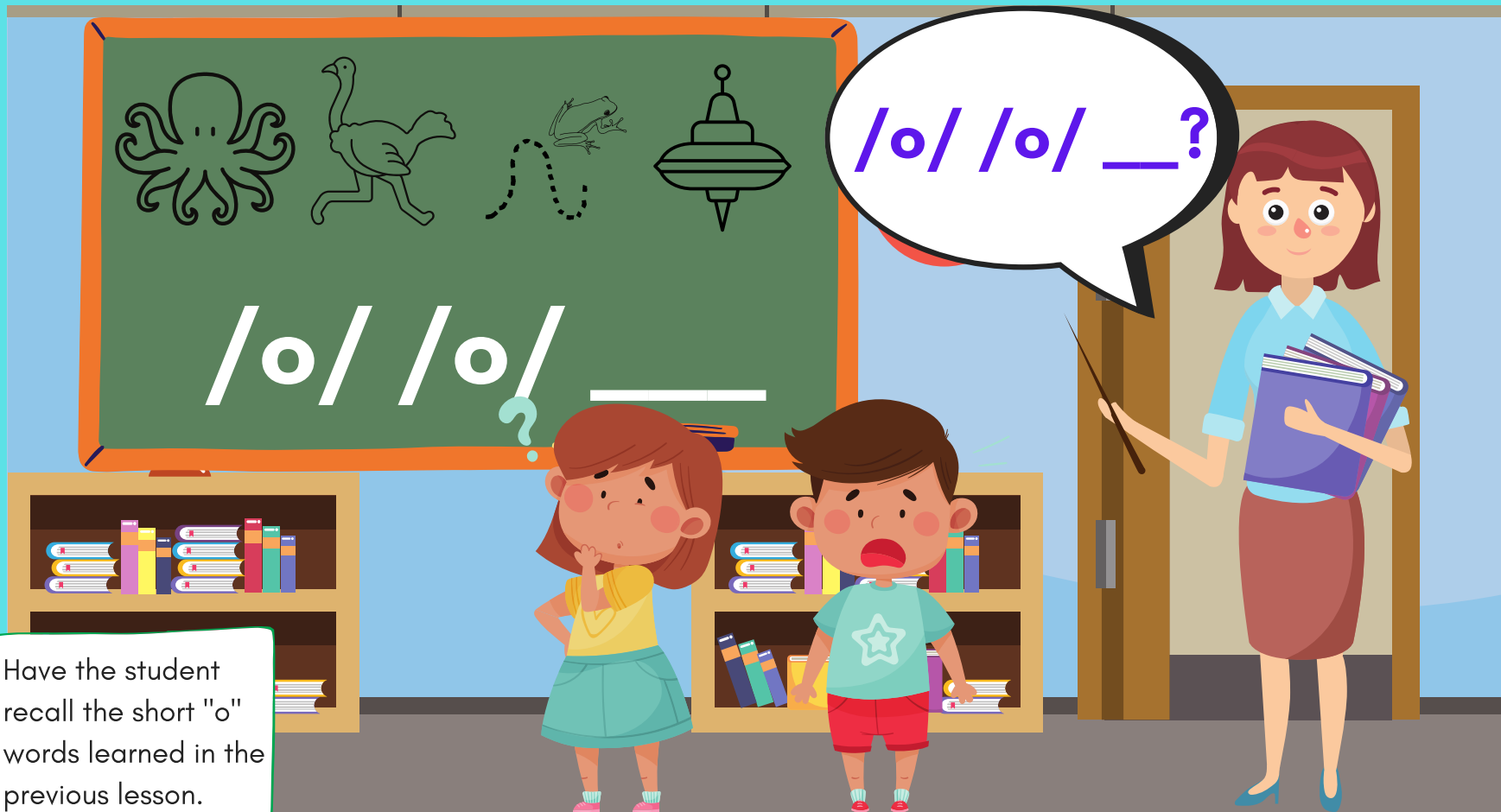
What does
"Oo" say?

/o/

/o/ /o/ /o/

Ask the question and
give the student time
to respond.





/o/ /o/ ___?

Have the student recall the short "o" words learned in the previous lesson.

It's a **purple** rectangle.

It's a **pink** oval.

They're **pink** rectangles.

They're **purple** ovals.

Circle a box and say the sentence. Have the student draw the corresponding shape(s) in the box.




Story Time!




Monster Numbers!





I have one stuffed animal!

Read, and have the student circle the corresponding toy and number of toys the monster number wants.



I have
two dice!


Read, and have the
student circle the
corresponding toy and
number of toys the
monster number wants.



I have
three yo-yos!



Read, and have the student circle the corresponding toy and number of toys the monster number wants.



I have four
action figures!




Read, and have the
student circle the
corresponding toy and
number of toys the
monster number wants.



I have five
board games!


Read, and have the
student circle the
corresponding toy and
number of toys the
monster number wants.



I have six
video games!

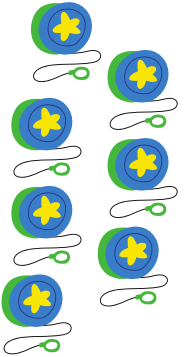
Read, and have the
student circle the
corresponding toy and
number of toys the
monster number wants.





I have seven cards!

Read, and have the student circle the corresponding toy and number of toys the monster number wants.



I have eight stuffed animals!



Read, and have the student circle the corresponding toy and number of toys the monster number wants.





I have nine action figures!

Read, and have the student circle the corresponding toy and number of toys the monster number wants.






I have
ten cards!

Read, and have the student circle the corresponding toy and number of toys the monster number wants.




Review:




O o



My Toys!



Monster Numbers!




What do you want? I want a (stuffed animal).
What do you have? I have a (stuffed animal).





Great job!



Today you learned:



O o



What do you want? I want a (stuffed animal).
What do you have? I have a (stuffed animal).





Homework!



- Look at the "Today you learned" picture. Practice making sentences with what you see in that picture. Send the recording or video to your teacher.

