A vibrant, cartoon-style illustration of a child's room. At the top, a string of yellow and blue pennant flags hangs across the room. In the center, a wooden desk holds a yellow chair, a blue bag, books, and a pink ball. To the left, a round pink table with orange legs holds a green pencil holder and markers. A blue chair with a white seat is next to it. In the foreground, a blue monkey sits on a green stool, and a brown teddy bear is on the floor near a green rug. A window on the right shows a bright outdoor scene. The floor is brown with a dark brown rug.

Welcome!

LV1 U3 L8



Hello!



I'm wonderful!



How are you?




Hello, Teacher!

Body Parts



In this lesson:



seven



eight



nine

What is it? It's an (orange triangle).
What number is it? Number (seven).





**Hello,
students!**

**Hi,
Teacher!**

**Hello,
Teacher!**

It's an **orange** triangle.

It's a **brown** diamond.

They're **brown** triangles.

They're **orange** diamonds.

Circle a box and say the sentence. Have the student draw the corresponding shape(s) in the box.





What is it?

A triangle!

It's a triangle!



triangle

Ask the student the question. Give them time to answer on their own first, then assist as needed.




What color
is the triangle?

It's orange.

It's an orange
triangle!

triangle

Ask the student the question. Give them time to answer on their own first, then assist as needed.



What are they?

Triangles!

They're triangles!

triangles

Ask the student the question. Give them time to answer on their own first, then assist as needed.



What color are
the triangles?

They're
brown!

They're brown
triangles.

Ask the student the question. Give them time to answer on their own first, then assist as needed.



What is it?

A diamond!

It's a
diamond!

diamond

Ask the student the question. Give them time to answer on their own first, then assist as needed.



What color is the diamond?

It's brown!

It's a brown diamond!

Ask the student the question. Give them time to answer on their own first, then assist as needed.

What are they?

Diamonds!

They're diamonds!

diamonds

Ask the student the question. Give them time to answer on their own first, then assist as needed.



What color are the diamonds?

They're orange!

They're orange diamonds!

diamonds

Ask the student the question. Give them time to answer on their own first, then assist as needed.




Introduce "numbers."

Note: Remember the student knows this concept in their native tongue already.



Review the numbers learned in the last unit. Have the student say the numbers and circle them.


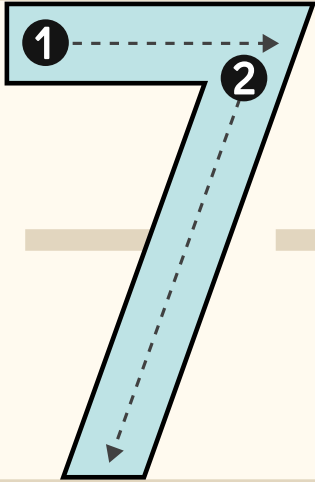
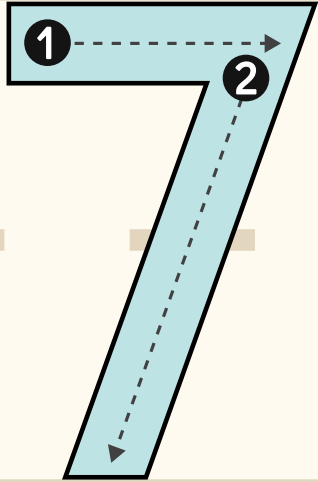




seven

Introduce "seven."
Have the student
circle the monster
number.





Demonstrate, then have the student trace and say the number.


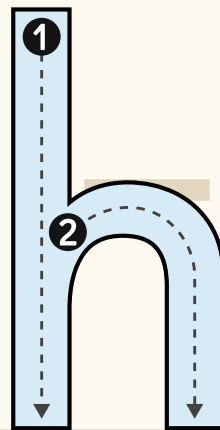

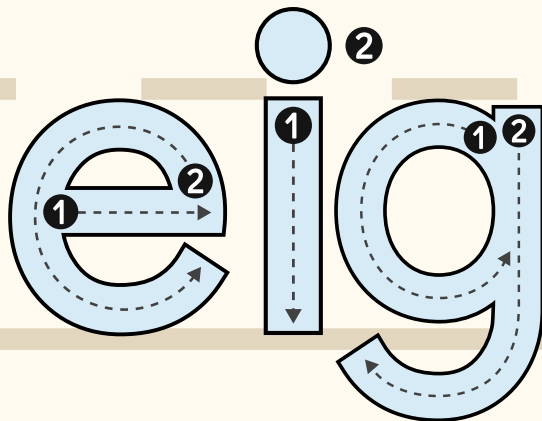





eight



Introduce "eight."
Have the student
circle the monster
number.



Demonstrate, then have the student trace and say the number.

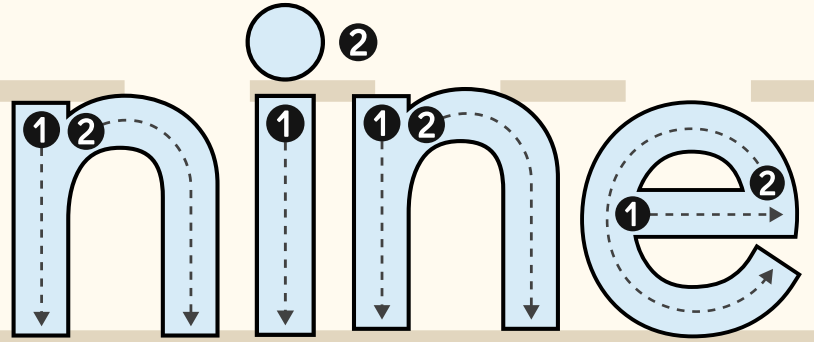



Introduce "nine."
Have the student
circle the monster
number.




nine












Demonstrate, then have the student trace and say the number.







Tell the student:
"Circle number ____."
Do this for all of the
numbers they have
learned so far.





Have the student draw the corresponding number of eyes on each number.

Review:



seven



eight



nine



What is it? It's an (orange triangle).
What number is it? Number (seven).



Great job!



Today you learned:



seven



eight



nine

What is it? It's an (orange triangle).
What number is it? Number (seven).





Homework!



- Write numbers 0, 1, 2, 3, 4, 5, 6, 7, 8, 9.
Take a video saying: "Number ____."
Send the video to your teacher.



zero



one



two



three



four



five



six



seven



eight



nine

