

A vibrant, cartoon-style illustration of a child's room. At the top, a string of yellow and blue pennant flags hangs across the room. In the center, a wooden desk holds a yellow chair, a blue bag, a pink ball, and some books. To the left, a round pink table with orange legs has a green cup of pens and markers on it, with a wooden chair having a blue seat next to it. In the foreground, a blue monkey sits on a green stool, and a brown teddy bear is on the floor near a green blanket. A window on the right shows a bright outdoor scene. The floor is brown with a dark brown rug under the table.

Welcome!

LV1 U3 L5



Hello!



**Hello,
Teacher!**



**I'm
wonderful!**




**How are
you?**

Body Parts



In this lesson:

Ii



igloo



iguana



pig



wig

Chant: /i/ /i/ igloo
It's an (igloo).
They're (igloos).





**Hello,
students!**

**Hi,
Teacher!**

**Hello,
Teacher!**



The student will learn the letter in the red box. (Optional: play the ABC song.)



Big "I!"

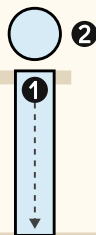
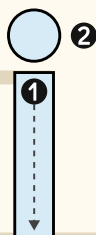
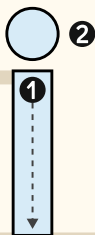
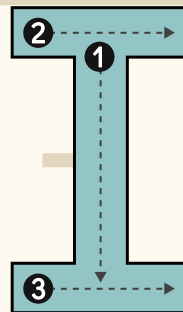
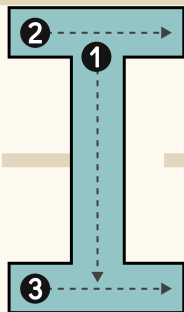
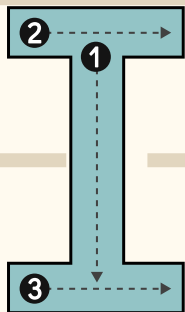
Small "i!"

I




Have the student circle the big I and small i.





Demonstrate, then have the student trace and say the letters.





Letter "I" says:
/i/ /i/ /i/!

/i/ /i/ /i/!


/i/!

Have the student
practice the
phonetic sound /i/.

/i/ /i/
igloo



Read, then have
the student circle
the igloo.



/i/ /i/
igloo





/i/ /i/
igloo

Read, then have
the student circle
the igloo.



/i/ /i/
igloo





Read, then have the student circle the igloos.



/i/ /i/
iguana

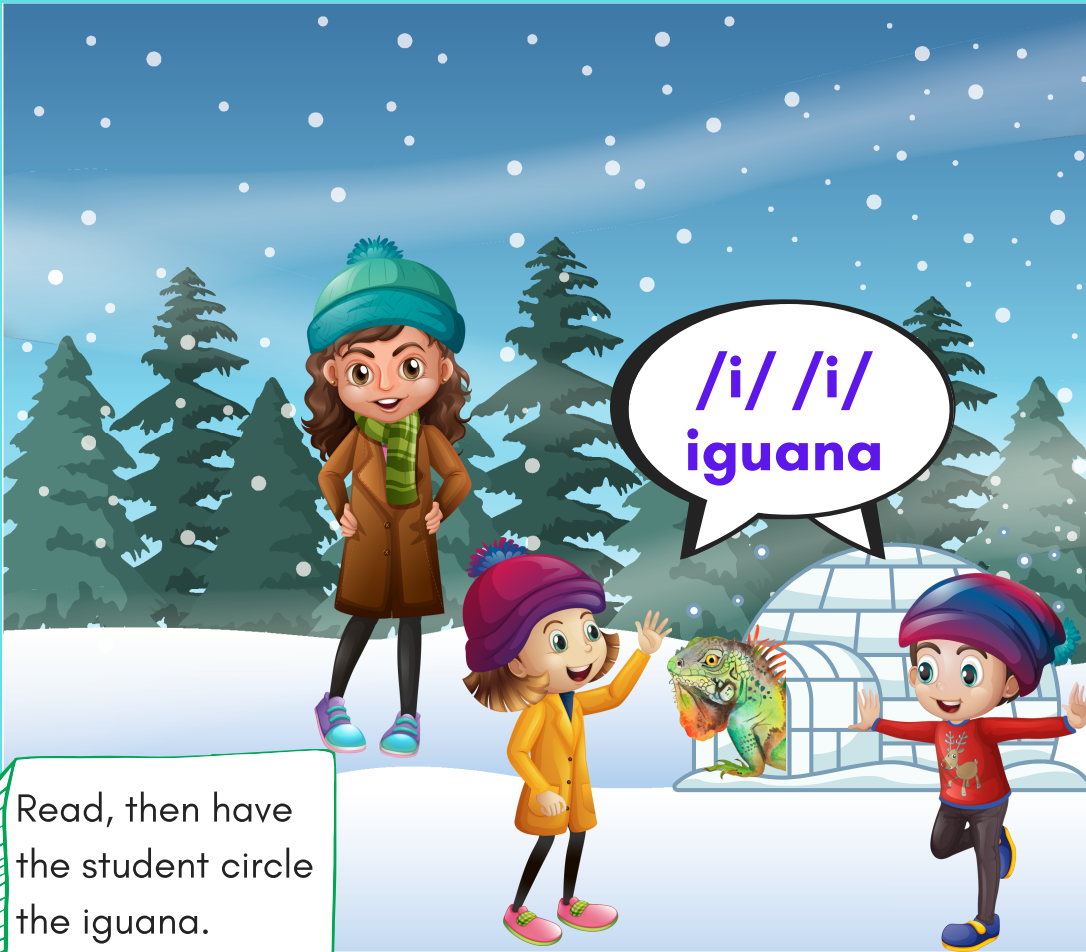


Read, then have
the student circle
the iguana.



/i/ /i/
iguana





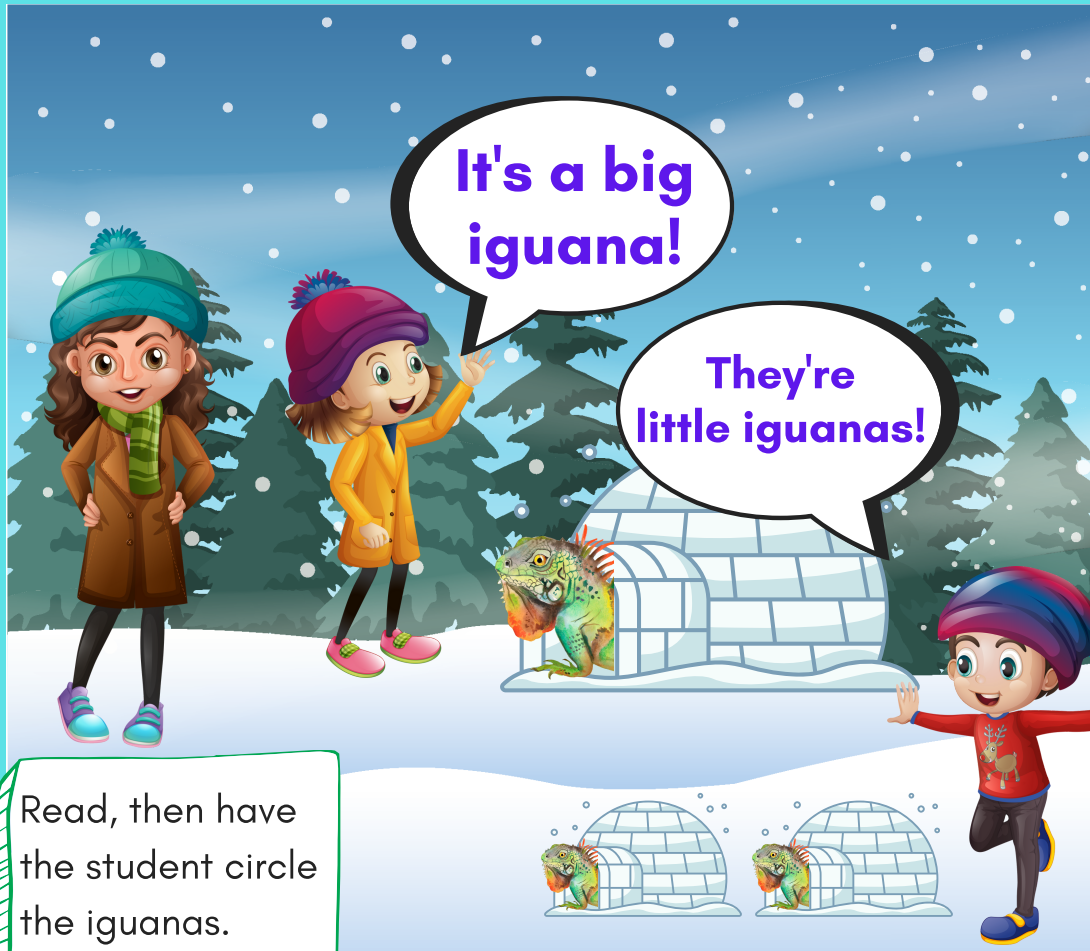
/i/ /i/
iguana

Read, then have
the student circle
the iguana.



/i/ /i/
iguana





Read, then have the student circle the iguanas.





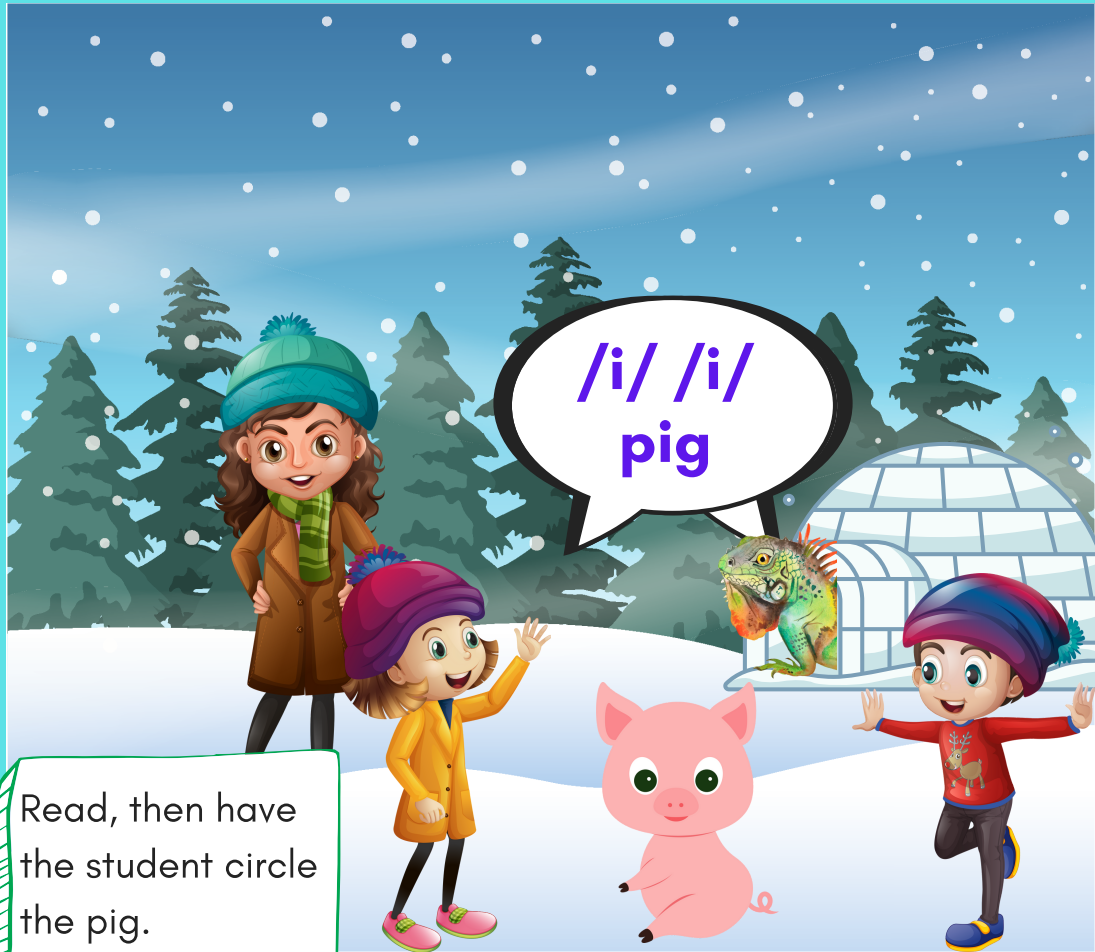
/i/ /i/
pig

Read, then have
the student circle
the pig.



/i/ /i/
pig





/i/ /i/
pig



/i/ /i/
pig

Read, then have
the student circle
the pig.





It's a big pig!

They're little pigs!



/i/ /i/

pig

Read, then have the student circle the pigs.





Read, then have the student circle the wigs.



/i/ /i/
wig

Read, then have
the student circle
the wigs.

/i/ /i/
wig





Read, then have the student circle the wigs.



/i/ /i/
igloo

/i/ /i/
iguana



/i/ /i/
pig

/i/ /i/
wig

Have the student circle the different items and say the target sentences: "It's ____." / "They're ____."





What letter
is it?

Big "I!"

Have the student
circle the big "I."



What does
big "I" say?

/i/

Have the student
practice the
phonetic /i/
sound.





What letter
is it?

Small "i!"

Have the student
circle the small "i."



What does
small "i" say?


/i/ /i/ /i/

Have the student
practice the
phonetic /i/
sound.



Review:

Ii



igloo



iguana



pig



wig

Chant: /i/ /i/ igloo
It's an (igloo).
They're (igloos).




Great job!



Today you learned:

Ii



igloo



iguana



pig



wig

Chant: /i/ /i/ igloo
It's an (igloo).
They're (igloos).





Homework!



- Draw two (2) pictures. For the first picture, draw one (1) igloo, iguana, pig, and wig. For the second picture, draw two (2) igloos, iguanas, pigs, and wigs. Take a video and point to each item.

Say: /i/ /i/ ____! It's a(n) ____ They're ____.
Send the video to your teacher.

Ii



igloo



iguana



pig



wig

Chant: /i/ /i/ igloo

It is an (igloo).

They are (igloos).

