

A vibrant, cartoon-style illustration of a child's room. At the top, a string of yellow and blue pennant flags hangs across the room. In the center, a wooden desk holds a camera, books, and a pink ball. To the left, a pink round table with orange legs has a green cup of pens and markers on it. A wooden chair with a blue seat is to the left of the table. In the foreground, a blue monkey sits on a green stool, and a brown teddy bear sits on the floor near a green blanket. A window on the right shows a bright outdoor scene. The floor is brown with a dark brown border at the bottom.

Welcome!

LV1 U3 L4



Hello!



I'm wonderful!



How are you?




Hello, Teacher!

Body Parts



In this lesson:



What is it? It's a (nose).

What are they? They're (eyes)

What are they? They're (ears).





**Hello,
students!**

**Hi,
Teacher!**

**Hello,
Teacher!**


Story Time!



Puppet Show!



What are
they?




Read and have the
student repeat. See
if they can answer
before going to the
next page.



They're
eyes!

Have the student
repeat and point
to their eyes.

What is it?



Read and have the student repeat. See if they can answer before going to the next page.



Have the student repeat and point to their nose.

What is it?



Read and have the student repeat. See if they can answer before going to the next page.



Have the student repeat and point to their mouth.

What are they? 



Read and have the student repeat. See if they can answer before going to the next page.



Have the student repeat and point to their ears.

What are they? 🙌 🙌




Read and have the student repeat. See if they can answer before going to the next page.



Have the student repeat and clap their hands.

What are they? 



Read and have the student repeat. See if they can answer before going to the next page.




They're
feet!

Have the student
repeat and point
to their feet.

A stylized illustration of a library. In the foreground, a large blue book with the words "The End" written in bold blue letters is the central focus. The book has a red bookmark sticking out from the bottom. Behind the book, there are three shelves filled with various colorful books. To the left of the book, there is a dark grey chair and a desk. To the right, there is a dark grey lamp. The background is a light purple color, and the entire scene is set against a light blue border.

**The
End**

Review:



What is it? It's a (nose).

What are they? They're (eyes)


What are they? They're (ears).



Great job!



Today you learned:



What is it? It's a (nose).

What are they? They're (eyes)

What are they? They're (ears).





Homework!



- Read the story with a parent or friend. Send an audio recording or video of you reading the story to your teacher.

Puppet Show!

