

A vibrant, cartoon-style illustration of a child's room. At the top, a string of yellow and blue pennant flags hangs across the room. In the center, a wooden desk holds a camera, books, and a pink ball. To the left, a pink round table with orange legs has a green cup of pens and markers on it. A blue chair with a white seat is to the left of the table. In the foreground, a blue monkey sits on a green stool. To the right, a brown teddy bear sits on a green rug. A window on the right shows a bright outdoor scene. The floor is brown with a dark brown rug.

Welcome!

LV1 U2 L9

Hello!

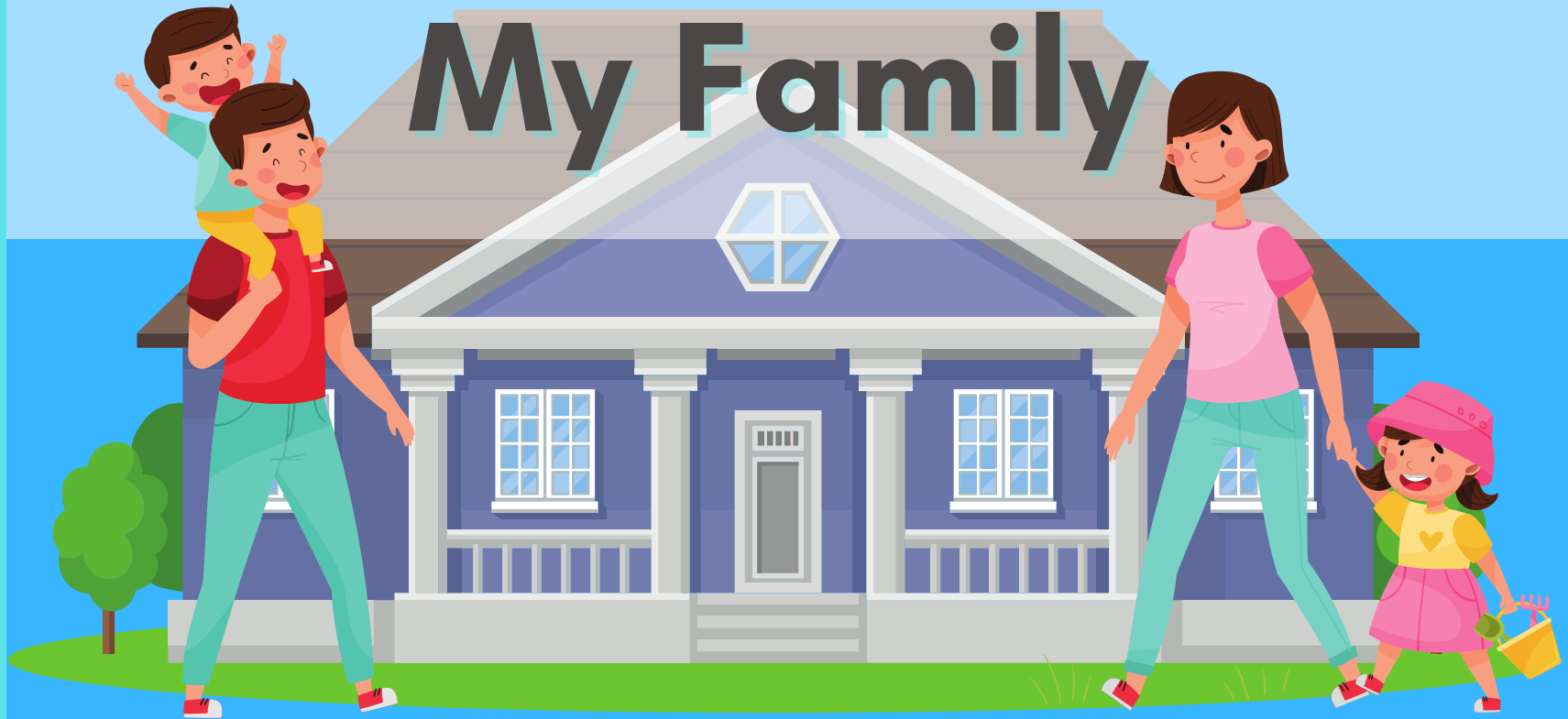
**I'm
fine!**

**Hello,
Teacher!**

**How are
you?**



My Family



In this lesson:



Monster Numbers!



What number is it? Number (four).


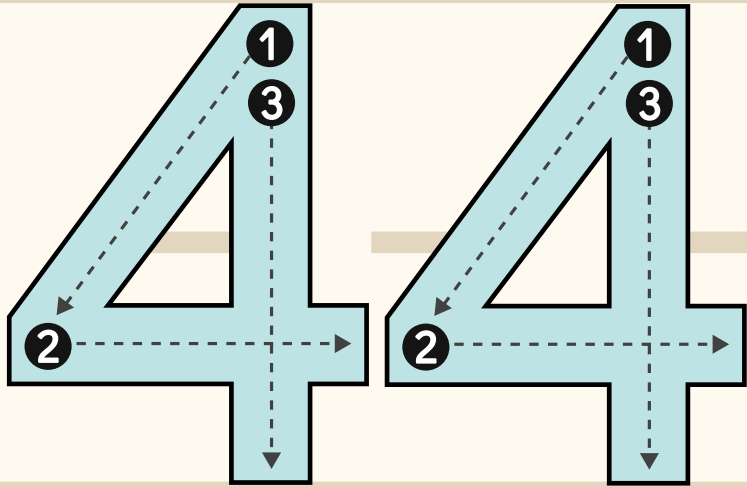




**Hello,
students!**



**Hi,
Teacher!**

**Hello,
Teacher!**





Demonstrate, then have the student trace and say the number.





Demonstrate, then have the student trace and say the number.





Demonstrate, then have the student trace and say the number.



**Zero
stars.**

**One
star.**

**Two
stars.**

**Three
stars.**



**Four
stars.**

**Five
stars.**

**Six
stars.**

Circle a monster and read to the student. Have the student give the monsters the corresponding amount of stars.



Story Time!



Monster Numbers!





After reading,
have the student
circle the zeroes.



Hi, Baby
Brother!

You're one
year old!

After reading,
have the student
circle the ones.



Hi, Little Sister!

You're two years old!



After reading, have the student circle the twos.





After reading,
have the student
circle the threes.





After reading, have the student circle the fours.





After reading,
have the student
circle the fives.





Hi, Little Sister!

You're six years old!

6

After reading, have the student circle the sixes.



A stylized illustration of a library. In the foreground, a large blue book with the words "The End" written in bold blue letters is the central focus. The book has a red bookmark sticking out from the bottom. Behind the book, there are three shelves filled with various colorful books. To the left of the book, there is a dark grey chair and a desk. To the right, there is a dark grey lamp. The background is a light purple color, and the entire scene is set against a light blue background.

**The
End**



Have the student circle the correct cake and candle.



Hi, Baby
Brother!

You're one
year old!

Have the student
circle the correct
cake and candle.



Hi, Little
Sister!

You're two
years old!

Have the student
circle the correct
cake and candle.



Hi, Little Brother!

You're three years old!



Have the student circle the correct cake and candle.



Hi, Little
Sister!

You're four
years old!

Have the student
circle the correct
cake and candle.



Hi, Little
Brother!

You're five
years old!

Have the student
circle the correct
cake and candle.



Hi, Little
Sister!

You're six
years old!

Have the student
circle the correct
cake and candle.



Review:



Monster Numbers!



What number is it? Number (four).



Great job!



Today you learned:



Monster Numbers!



What number is it? Number (four).





Homework!



- Read the story with a parent or friend. Send an audio recording or video of you reading the story to your teacher.

Monster Numbers!

