A vibrant, cartoon-style illustration of a child's room. At the top, a string of yellow and blue pennant flags hangs across the room. In the center, a wooden desk holds a camera, books, and a pink ball. To the left, a round pink table with orange legs has a green pencil holder and markers on it. A wooden chair with a blue seat is positioned to the left of the table. On the right, a window shows a bright outdoor scene. In the foreground, a blue monkey toy sits on a green stool, and a brown teddy bear is on the floor near a green blanket and a red box. The floor is brown with a dark brown rug under the table.

Welcome!

LV1 U2 L6

Hello!

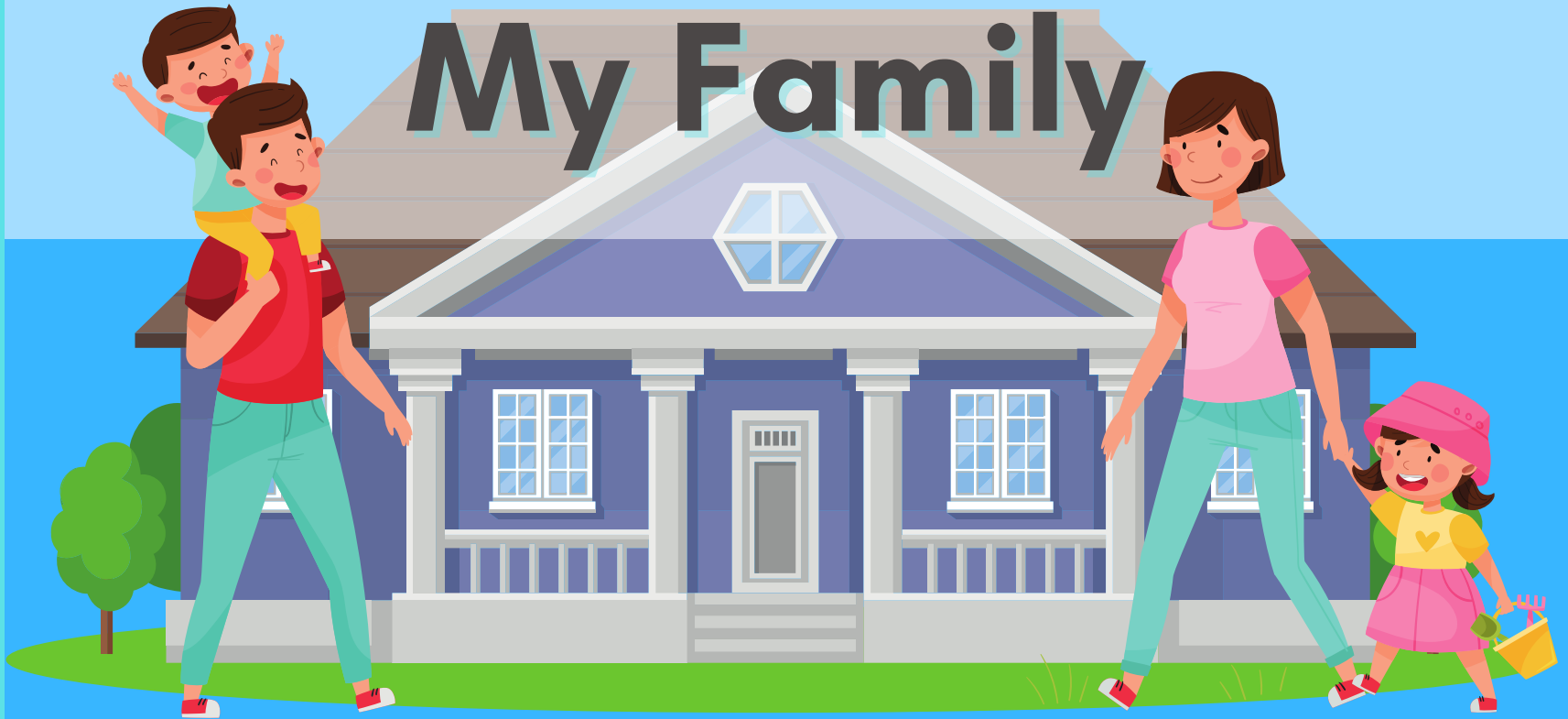
**I'm
fine!**

**Hello,
Teacher!**

**How are
you?**



My Family



In this lesson:

Ee



blue



green

What color is it? It's (blue).

What color is the crayon? The crayon is (blue).





**Hello,
students!**

**Hi,
Teacher!**

**Hello,
Teacher!**



What letter
is it?

Small "e!"

Big "E!"

Have the student
practice the
phonetic sound /e/.




What does
letter "Ee" say?

/e/

/e/ /e/ /e/

Have the student
practice the
phonetic sound /e/.



/e/ /e/ _____
?

/e/ /e/ ___?



Have the student recall the short "e" words learned in the previous lesson.



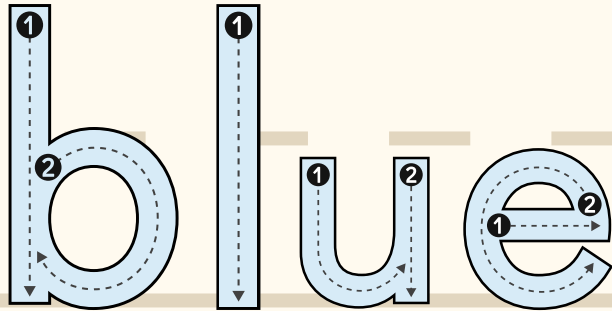

-Colors-
blue
green

Blue.
It's blue.



Have the student
circle the color
blue.





Demonstrate, then have the student trace and say the word "blue."





Blue.
It's blue.



Have the student
circle the color
blue and say the
target sentence.





What color is the crayon?

It's blue.

It's a blue crayon!

Have the student circle the color blue and say the target sentence.





What color are the crayons?


They're blue!

They're blue crayons!

Have the student circle the color blue and say the target sentence.



Green.
It's green.




Have the student circle the color green.



green

green

Demonstrate, then have the student trace and say the word "green."





Green.
It's green.



Have the student circle the color green and say the target sentence.





What color is the crayon?

It's green.

It's a green crayon!

Have the student circle the color green and say the target sentence.





What color are
the crayons?



They're
green!

They're green
crayons!

Have the student
circle the color
green and say the
target sentence.





It's a **blue** _____.







Have the student
color the items blue
and say the
target sentence.



It's a green ____.



Have the student color the items green and say the target sentence.



Have the student draw a line from the circles to their corresponding colored circle.



Review:

Ee



blue



green

What color is it? It's (blue).

What color is the crayon? The crayon is (blue).



Great job!



Today you learned:

Ee



blue



green

What color is it? It's (blue).

What color is the crayon? The crayon is (blue).






Homework!



- Draw blue and green items. Take a video pointing to the items saying: "It's blue/green." or "They're blue/green." Send the video to your teacher.



blue



green

What color is it? It's (blue).

What color is the crayon? The crayon is (blue).



chair



crayon



egg



elephant



desk



shelf



hen



web

