A vibrant, cartoon-style illustration of a child's room. At the top, a string of yellow and blue pennant flags hangs across the room. In the center, a wooden desk holds a camera, books, and a pink ball. To the left, a round pink table with orange legs has a green pencil holder and markers. A blue chair with a white seat is nearby. On the right, a window shows a bright outdoor scene. A blue monkey toy sits on a green stool, and a brown teddy bear is on the floor next to a green blanket and a red box. The floor is brown with a dark brown rug.

Welcome!

LV1 U2 L5

Hello!

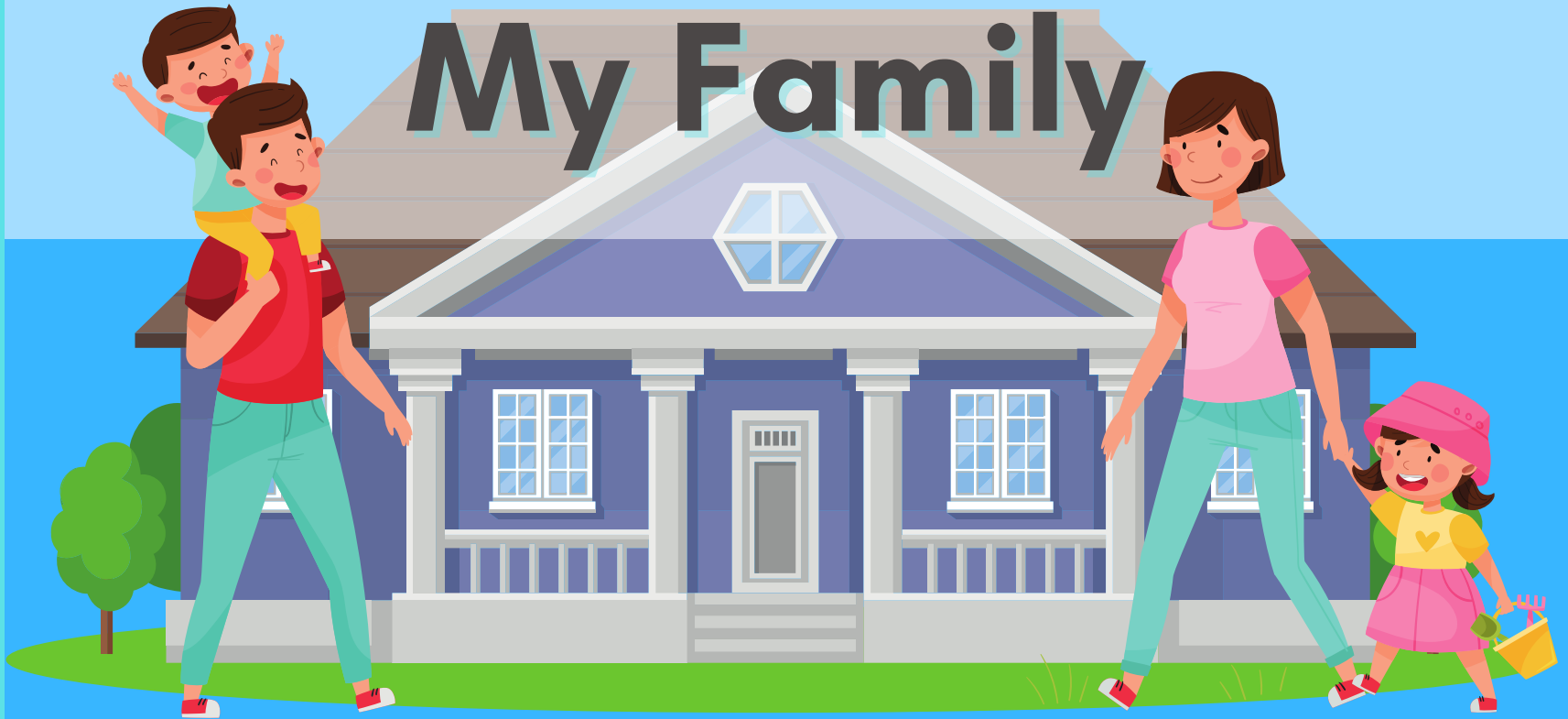
**I'm
fine!**

**Hello,
Teacher!**

**How are
you?**




My Family



In this lesson:

Ee



egg



elephant



hen



web

Chant: /e/ /e/ egg

It's an (egg).

They're (eggs).





**Hello,
students!**

**Hi,
Teacher!**

**Hello,
Teacher!**



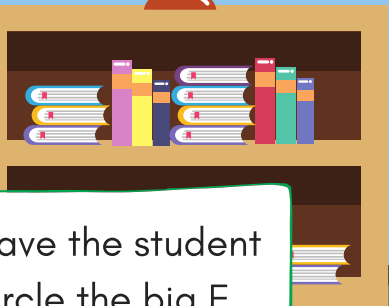
The student will learn the letter in the red box. (Optional: play the ABC song.)

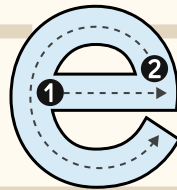
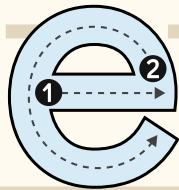
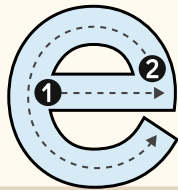
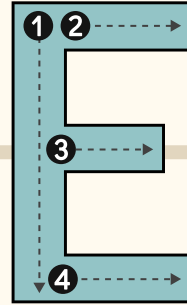
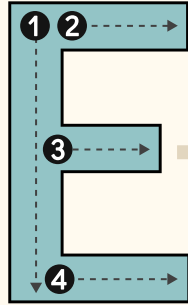
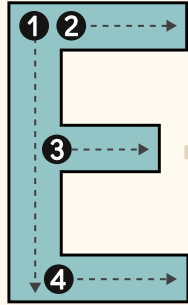


Big "E!"

Small "e!"

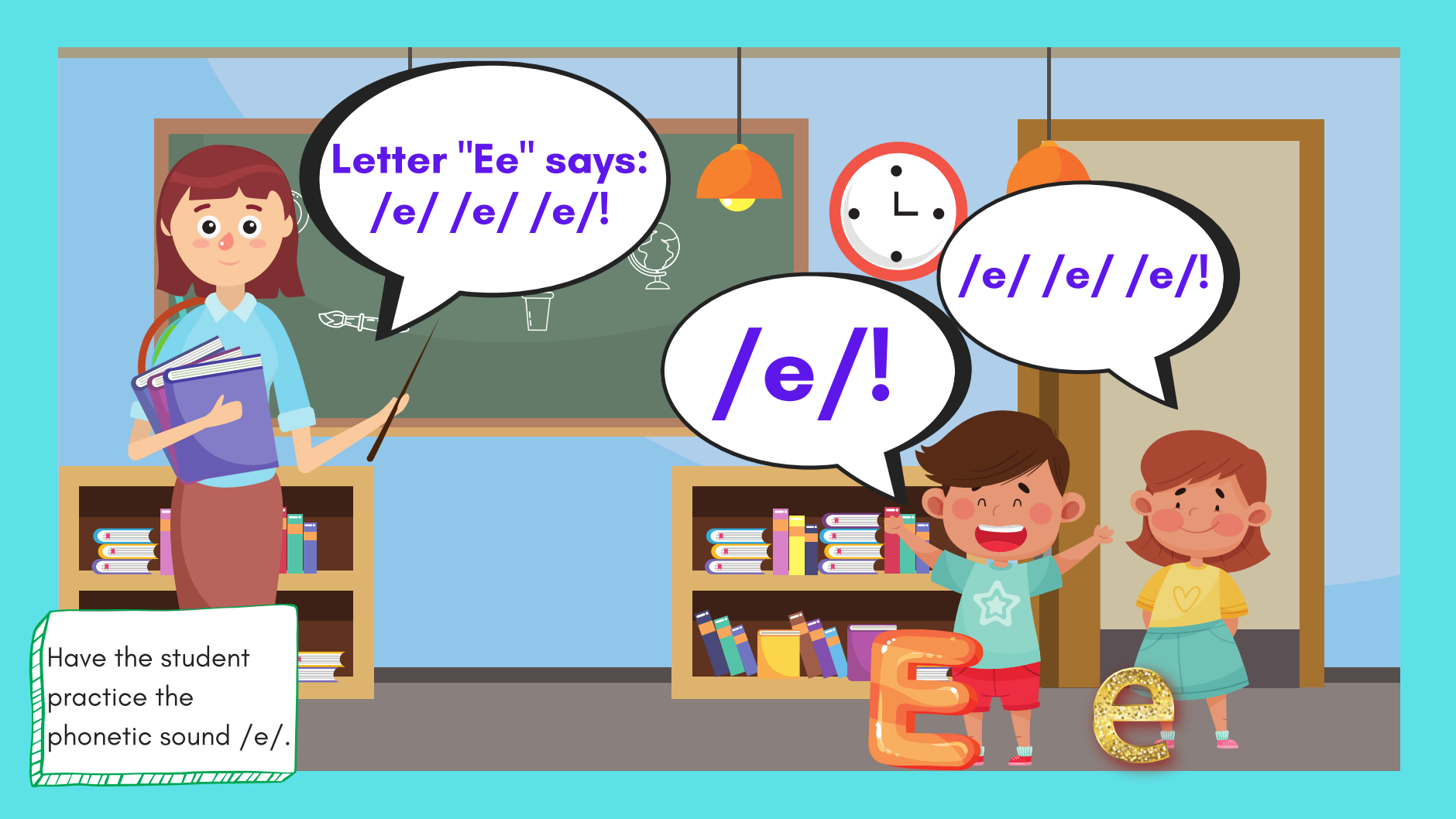
Have the student circle the big E and small e.





Demonstrate, then have the student trace and say the letters.





Letter "Ee" says:
/e/ /e/ /e/!

/e/ /e/ /e/!

/e/!

Have the student
practice the
phonetic sound /e/.

/e/ /e/
egg



/e/ /e/
egg

Read, then have
the student circle
the eggs.





/e/ /e/
egg

/e/ /e/
egg

Read, then have
the student circle
the eggs.





It's an egg!

They're eggs!

/e/ /e/

egg



Read, then have the student circle the eggs.

/e/ /e/
elephant



Read, then have
the student circle
the elephant.

/e/ /e/
elephant





/e/ /e/
elephant

/e/ /e/
elephant

Read, then have
the student circle
the elephants.





It's an elephant!

They're elephants!

Read, then have the student circle the elephants.

/e/ /e/
elephant



/e/ /e/
hen



Read, then have
the student circle
the hen.

/e/ /e/
hen





/e/ /e/
hen

/e/ /e/
hen

Read, then have
the student circle
the hens.



They're
hens!

It's a hen!

Read, then have
the student circle
the hens.

/e/ /e/
hen



/e/ /e/
web



/e/ /e/
web



Read, then have
the student circle
the web.





/e/ /e/
web

Read, then have
the student circle
the webs.

/e/ /e/
web



They're webs!

It's a web!

Read, then have the student circle the webs.

/e/ /e/
web





/e/ /e/
egg

/e/ /e/
elephant



/e/ /e/
web



/e/ /e/
hen

Circle the pictures of words learned, and ask the student: What is it? What are they?





What letter
is it?

Big "E!"

Have the student
circle the big "E."





What does
big "E" say?

/e/ /e/ /e/

Have the student
circle the big "E" and
chant /e/ /e/ /e/!





What letter
is it?

Small "e."

Have the student
circle the small "e."



What does
small "e" say?

/e/ /e/ /e/

Have the student
circle the small "e"
and chant /e/ /e/ /e/!



Review:

E e



egg



elephant



hen



web

Chant: /e/ /e/ egg
It's an (egg).
They're (eggs).




Great job!



Today you learned:

Ee



egg



elephant



hen



web

Chant: /e/ /e/ egg
It's an (egg).
They're (eggs).





Homework!



- Draw 2 pictures. For the first picture, draw one (1) egg, elephant, hen, and web. For the second picture, draw two (2) eggs, elephants, hens, and webs. Take a video and point to each item.

Say: /e/ /e/ ____! It's a(n) ____ They're ____.
Send the video to your teacher.

E e



egg



elephant



hen



web

Chant: /e/ /e/ egg
It's an (egg).
They're (eggs).

