A vibrant, cartoon-style illustration of a child's room. At the top, a string of yellow and blue pennant flags hangs across the room. In the center, a wooden desk holds a yellow chair, a blue bag, books, and a pink ball. To the left, a round pink table with orange legs has a green pencil holder and markers on it, with a wooden chair featuring a blue seat and white backrest nearby. On the right, a window shows a bright outdoor scene. A blue monkey toy sits on a green stool, and a brown teddy bear is on the floor near a green blanket and a red box. The floor is brown with a dark brown rug under the table.

# Welcome!

LV1 U2 L4

**Hello!**

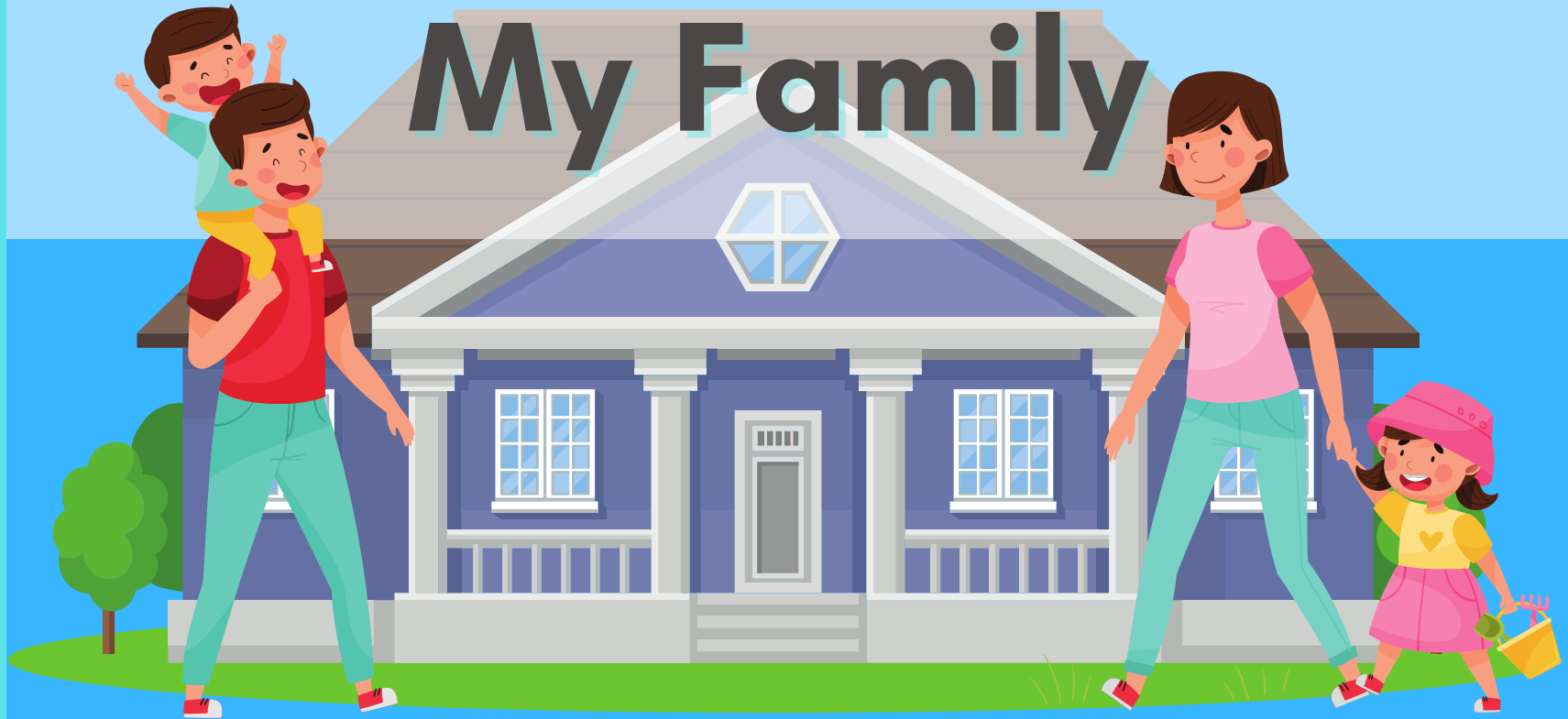
**I'm  
fine!**

**Hello,  
Teacher!**

**How are  
you?**



# My Family



# In this lesson:



Who is she? She's my (mother).  
Who are they? They are my family!





**Hello,  
students!**



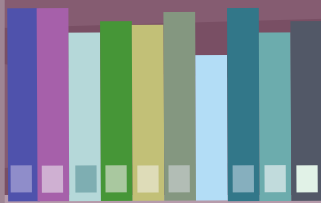
**Hi,  
Teacher!**

**Hello,  
Teacher!**

# Story Time!



# Show and Tell!

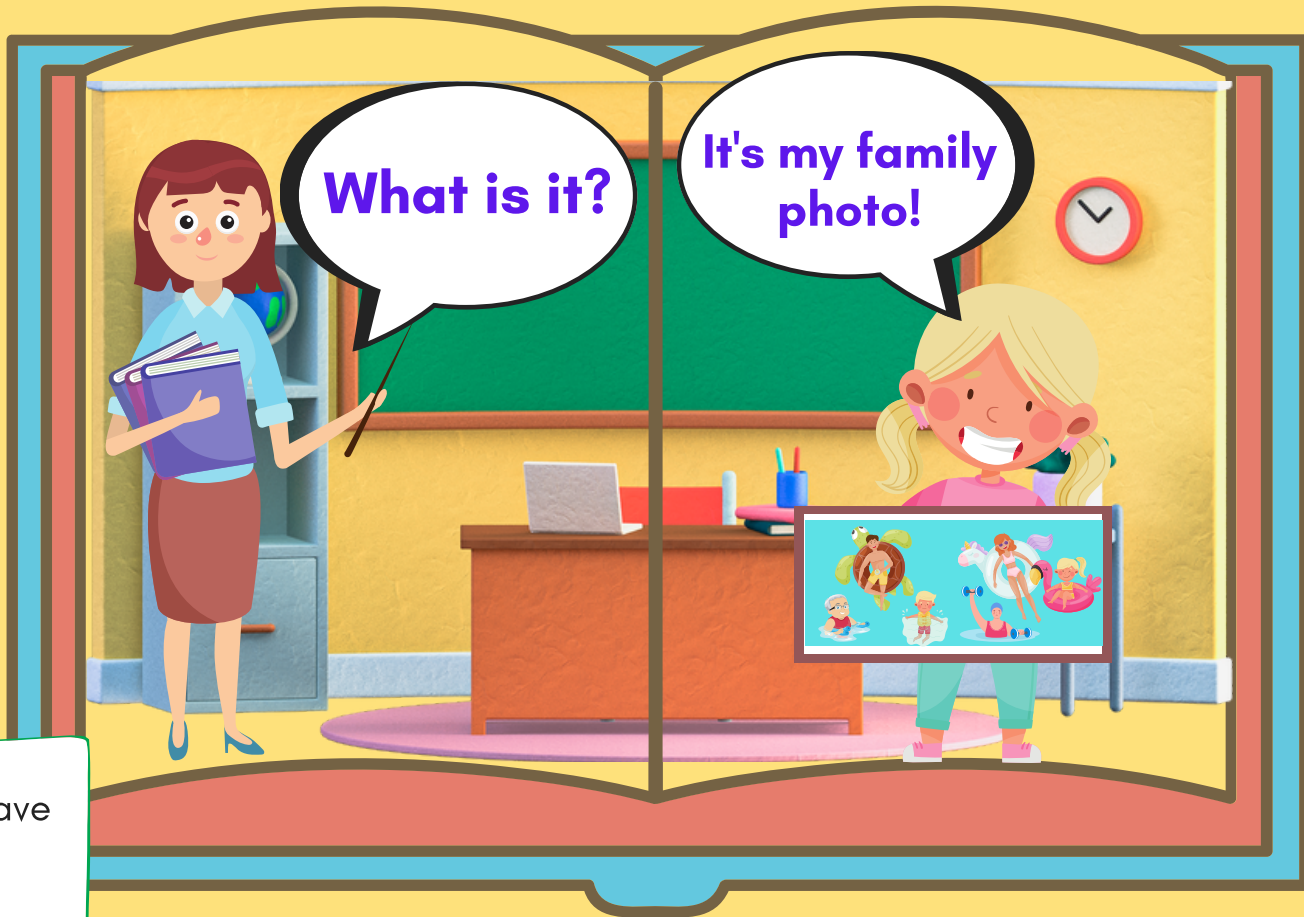




Time for  
show and  
tell!

Read and have  
the student  
repeat.





What is it?

It's my family photo!

Read and have the student repeat.



Who is he?



He's my father!

Read and have the student repeat after you. Then have the student circle the corresponding family member.





Who is she?



She's my mother!



Read and have the student repeat after you. Then have the student circle the corresponding family member.





Who is he?



He's my grandfather!

Read and have the student repeat after you. Then have the student circle the corresponding family member.





Who is she?



She's my grandmother!

Read and have the student repeat after you. Then have the student circle the corresponding family member.





Who is he?



He's my  
big brother!

Read and have the student repeat after you. Then have the student circle the corresponding family member.





Who is she?



That's me!

Read and have the student repeat after you. Then have the student circle the corresponding family member.



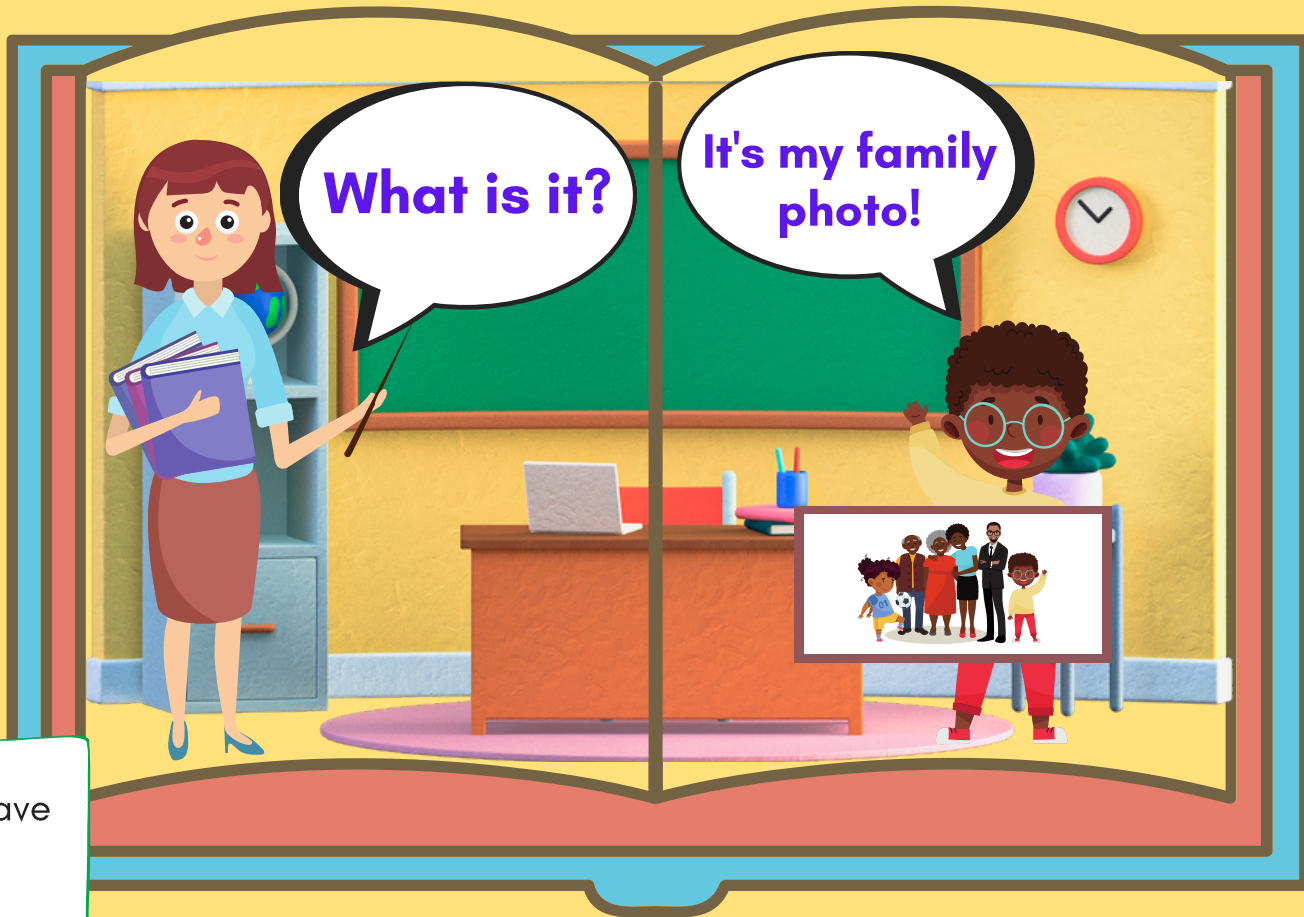


Thank you!

You're  
welcome!

Read and have  
the student  
repeat.





What is it?

It's my family photo!

Read and have the student repeat.



Who is she?



She's my mother!



Read and have the student repeat after you. Then have the student circle the corresponding family member.





Who is he?



He's my father!



Read and have the student repeat after you. Then have the student circle the corresponding family member.





Who is she?



She's my grandmother!



Read and have the student repeat after you. Then have the student circle the corresponding family member.





Who is he?



He's my grandfather!



Read and have the student repeat after you. Then have the student circle the corresponding family member.





Who is she?



She's my little sister!



Read and have the student repeat after you. Then have the student circle the corresponding family member.





Who is he?



That's me!



Read and have the student repeat after you. Then have the student circle the corresponding family member.





Thank you!

You're  
welcome!

Read and have  
the student  
repeat.



A stylized illustration of a library. In the foreground, a large blue book with the words "The End" written in bold blue letters is the central focus. The book has a red bookmark sticking out from the bottom. Behind the book, there are three shelves filled with various colorful books. To the left of the book, there is a dark grey chair. To the right, there is a dark grey lamp. The background is a light purple color, and the entire scene is set against a light blue background.

**The  
End**

# Review:



Who is she? She's my (mother).  
Who are they? They are my family!



**Great job!**



# Today you learned:



Show and Tell!



Who is she? She's my (mother).  
Who are they? They are my family!





# Homework!



- Read the story with a parent or friend. Send an audio recording or video of you reading the story to your teacher.

