

A vibrant, cartoon-style illustration of a child's room. At the top, a string of yellow and blue pennant flags hangs across the room. In the center, a wooden desk holds a yellow pencil holder with blue pens, a stack of books, and a pink ball. To the left, a wooden chair with a blue seat and a white cushion stands next to a round pink table with orange legs, which has a yellow pencil holder and a yellow pencil on it. In the foreground, a blue monkey toy sits on a green stool, and a brown teddy bear sits on a green rug. A window on the right shows a bright yellow sun and green foliage. The floor is brown with a dark brown rug.

Welcome!

LV1 U2 L10

Hello!

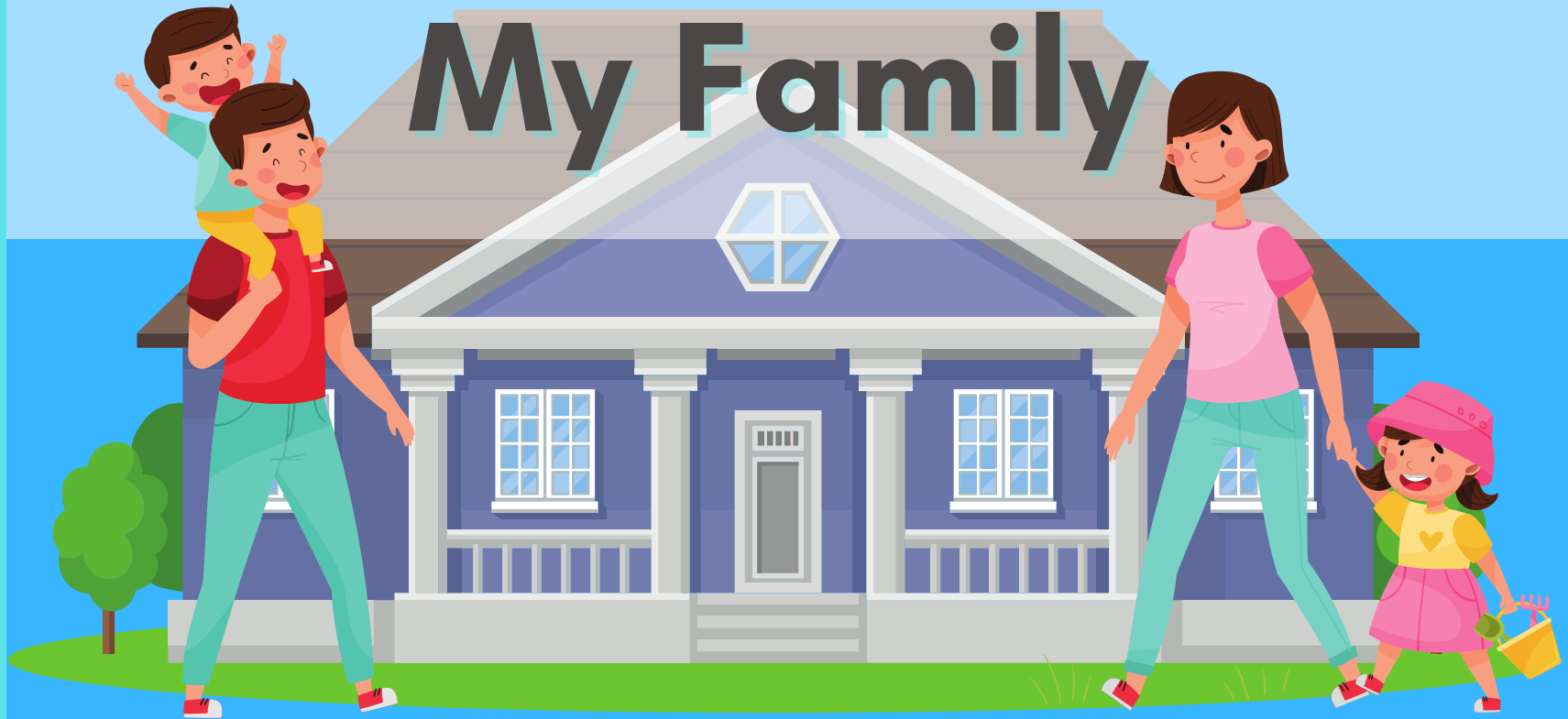
**I'm
fine!**

**Hello,
Teacher!**

**How are
you?**




My Family



In this lesson:



Ee



Who is he/she? He/She is my ____.

What is it? It's a ____.

What are they? They're ____.





**Hello,
students!**

**Hi,
Teacher!**

**Hello,
Teacher!**

Who are they?

They're my ____!

Read and have the student repeat and circle the family.






Who is
he?

He's my
_____!

Ask the question, and give the student time to answer on their own. Then have the student circle "father."





Who is she?

She's my
___!

Ask the question, and give the student time to answer on their own. Then have the student circle "mother."




Who is
he?

He's my
___!

Ask the question, and give the student time to answer on their own. Then have the student circle "grandfather."






Who is she?

She's my
___!

Ask the question, and give the student time to answer on their own. Then have the student circle "grandmother."



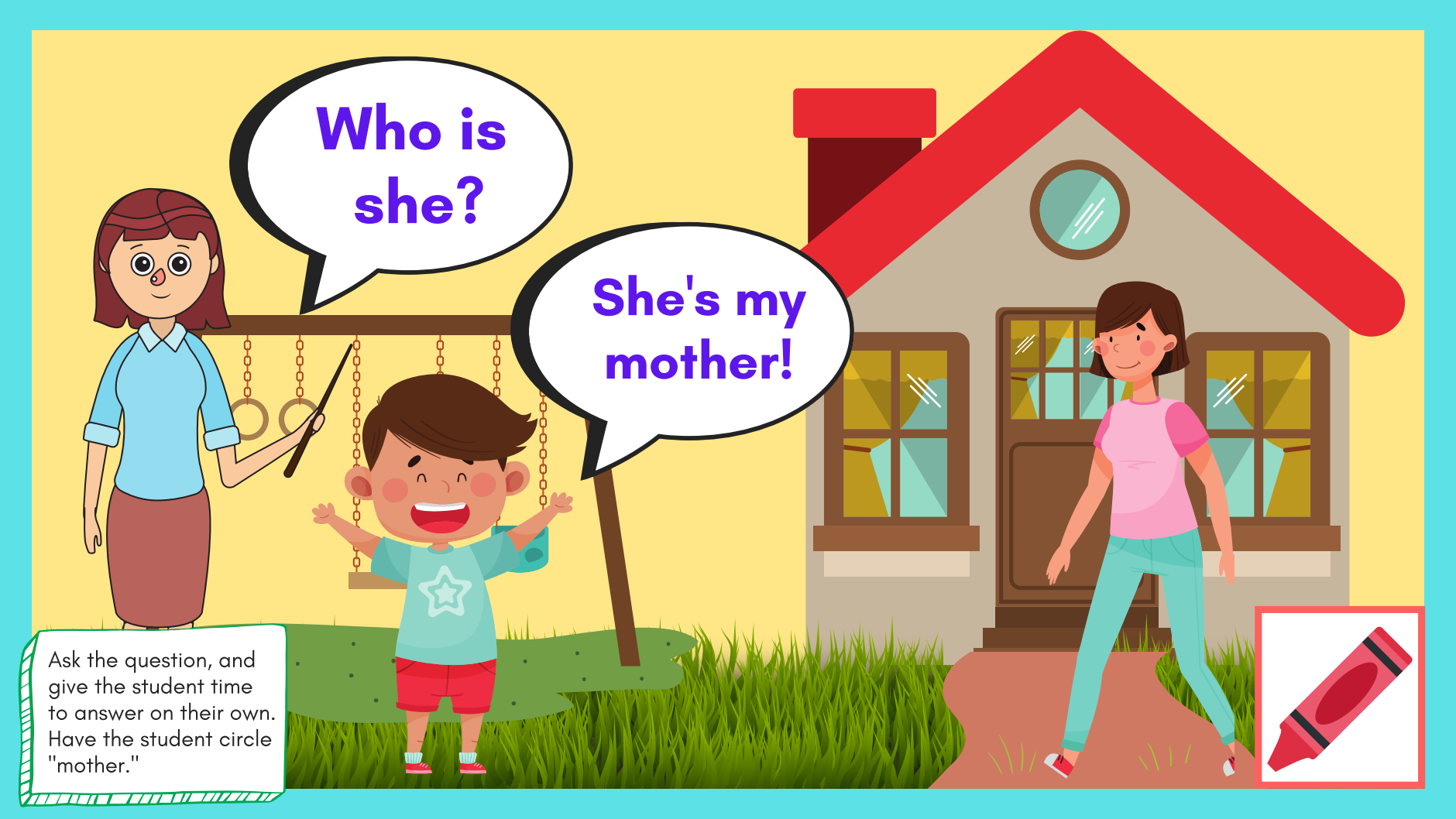


Who is she?

She's my little ___!

Ask the question, and give the student time to answer on their own. Then have the student circle "little sister."






Who is she?

She's my baby ___!

Ask the question, and give the student time to answer on their own. Then have the student circle "baby sister."





Who is
he?

He's my
big ___!

Ask the question, and
give the student time
to answer on their own.
Then have the student
circle "big brother."



What letter
is it?

Small " _!"

Big " _!"

Have the student
practice the
phonetic sound /e/.




What does
letter "Ee" say?

/ / _ / /

/ / / / /

Have the student
practice the
phonetic sound /e/.



/e/ /e/ _____
?

/e/ /e/ ___?



Have the student recall the short "e" words learned previously.

What color
is it?

It's _____.

Ask the student the question. Give them time to answer on their own. Have them circle the color "blue."



What color is the crayon?

It's .

It's a crayon!

Ask the student the question. Give them time to answer on their own. Have them circle the color "blue."



What color are the crayons?

They're _____!

They're _____ crayons!

Ask the student the question. Give them time to answer on their own. Have them circle the color "blue."



What color
is it?

It's _____.

Ask the student the question. Give them time to answer on their own. Have them circle the color "green."



What color is the crayon?

It's _____.

It's a _____ crayon!

Ask the student the question. Give them time to answer on their own. Have them circle the color "green."



What color are
the crayons?

They're
_____!

They're _____
crayons!

Ask the student the
question. Give them
time to answer on their
own. Have them circle
the color "green."





What is it?

A ___!

It's a
___!


Ask the student the question. Give them time to answer on their own first, then assist as needed.



What are they?

_____!

They're
_____!



Ask the student the question. Give them time to answer on their own first, then assist as needed.



What is it?

A ___!

It's a
___!

Ask the student the question. Give them time to answer on their own first, then assist as needed.



What
are they?

_____!

They're
_____!



Ask the student the question. Give them time to answer on their own first, then assist as needed.



Story Time!



Monster Numbers!



It's a **blue** heart.

It's a **green** star.

They're **green** hearts.

They're **blue** stars.

Circle a box and say the sentence. Have the student draw the corresponding shape(s) in the box.



**Zero
stars.**

**One
star.**

**Two
stars.**

**Three
stars.**



**Four
stars.**

**Five
stars.**

**Six
stars.**

Circle a monster and read to the student. Have the student draw the monsters the corresponding amount of stars.



Hi, Baby Sister!

You're zero years old!

Have the student circle the correct cake and candle.



Hi, Baby Brother!

You're one year old!



Have the student circle the correct cake and candle.



Hi, Little
Sister!

You're two
years old!

Have the student
circle the correct
cake and candle.



Hi, Little Brother!

You're three years old!



Have the student circle the correct cake and candle.



Hi, Little Sister!

You're four years old!



Have the student circle the correct cake and candle.



Hi, Little
Brother!

You're five
years old!

Have the student
circle the correct
cake and candle.





Hi, Little Sister!

You're six years old!

Have the student circle the correct cake and candle.




A stylized illustration of a library. In the foreground, a large blue book with the words "The End" written in bold blue letters is the central focus. The book has a red bookmark sticking out from the bottom. Behind the book, there are three shelves filled with various colorful books. To the left of the book, there is a dark grey chair and a desk. To the right, there is a dark grey lamp. The background is a light purple color, and the entire scene is set against a light blue background.

**The
End**

Review:



Ee



Who is he/she? He/She is my ____.

What is it? It's a ____.

What are they? They're ____.




Great job!



Today you learned:



Ee



Who is he/she? He/She is my ____.

What is it? It's a ____.

What are they? They're ____.





Homework!



- Look at the "Today you learned" picture. Practice making sentences with what you see in that picture. Send the recording or video to your teacher.

