A vibrant, cartoon-style illustration of a child's room. At the top, a string of yellow and blue pennant flags hangs across the room. In the center, a wooden desk holds a yellow lamp, a camera, and some books. To the left, a pink round table with orange legs has a green cup of pens and markers on it. A blue chair with a white backrest is positioned next to the table. In the foreground, a blue monkey sits on a green stool. To the right, a brown teddy bear sits on a green rug near a window. A red box is on the floor in the bottom right corner. The background is a light blue wall with a window showing a green landscape.

# Welcome!

LV1 U1 L5



Hello!



How are you?



I'm fine!



Hello, Teacher!



**At School**

In this lesson:

A a



apple



ant



cat



bag

Chant: /a/ /a/ apple

It is an (apple).

They are (apples).





**Hello,  
students!**

**Hi,  
Teacher!**

**Hello,  
Teacher!**



The student will learn the letter in the red box. (Optional: play the ABC song.)



**Big A!**

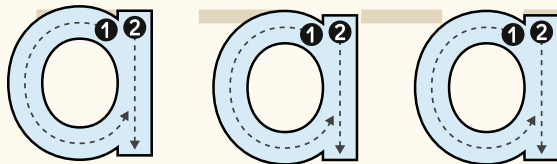
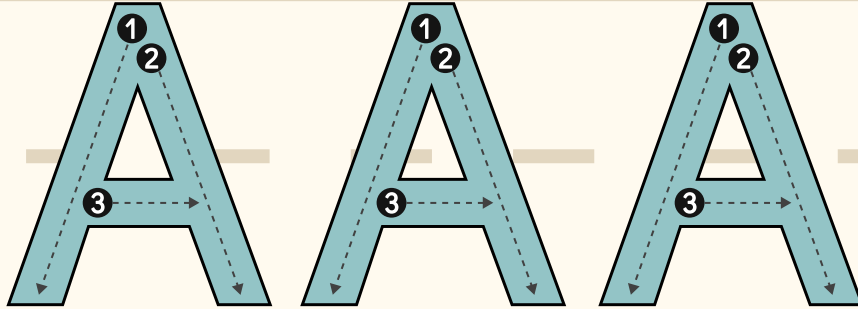
**Small a!**

**A**

**a**

Have the student circle the big A and small a.





Demonstrate, then have the student trace and say the letters.








Letter 'Aa' says:  
/a/ /a/ /a/!

/a/ /a/ /a/!

/a/!


Have the student  
practice the  
phonetic sound /a/.

/a/ /a/  
apple



Read, then have  
the student circle  
the apples.

/a/ /a/  
apple





/a/ /a/  
apple

Read, then have  
the student circle  
the apples.



/a/ /a/  
apple





It's an  
apple!

They're  
apples!

Read, then have  
the student circle  
the apples.

/a/ /a/  
apple



/a/ /a/  
ant

Read, then have  
the student circle  
the ant.

/a/ /a/  
ant



/a/ /a/  
ant

Read, then have  
the student circle  
the ant.

/a/ /a/  
ant





They're ants!

It's an ant!

Read, then have the student circle the ants.



/a/ /a/  
ant



/a/ /a/  
bag



Read, then have  
the student circle  
the bag.

/a/ /a/  
bag





/a/ /a/  
bag

Read, then have  
the student circle  
the bag.

/a/ /a/  
bag





It's a bag!


They're bags!

Read, then have the student circle the bags.

/a/ /a/  
bag



/a/ /a/  
cat



Read, then have  
the student circle  
the cat.

/a/ /a/  
cat



/a/ /a/  
cat

/a/ /a/  
cat

Read, then have  
the student circle  
the cat.





It's a cat!

They're cats!

Read, then have the student circle the cats.



/a/ /a/

cat





Circle the pictures of words learned, and ask the student: What is it? What are they?



/a/ /a/  
apple(s)



/a/ /a/  
ant(s)



/a/ /a/  
bag(s)



/a/ /a/  
cat(s)





What letter  
is it?

Big "A!"

Have the student  
circle the big "A."



What does  
big "A" say?

/a/ /a/ /a/

Have the student  
circle the big "A" and  
chant /a/ /a/ /a/!







What letter  
is it?

Small "a!"

Have the student  
circle the small "a."

a





What does  
small "a" say?



/a/ /a/ /a/

Have the student  
circle the small "a"  
and chant:  
/a/ /a/ /a/!

# Review:

# A a



apple



ant



cat



bag

Chant: /a/ /a/ apple

It is an (apple).

They are (apples).



**Great job!**



# Today you learned:

# Aa



apple



ant



cat



bag

Chant: /a/ /a/ apple

It is an (apple).

They are (apples).





# Homework!



- Draw 2 pictures. For the first picture, draw one (1) apple, ant, cat, and bag. For the second picture, draw two (2) apples, ants, cats, and bags. Take a video and point to each item.

Say: /a/ /a/ \_\_\_\_! It is a(n) \_\_\_\_ They are \_\_\_\_.  
Send the video to your teacher.

# Aa



apple



ant



cat



bag

Chant: /a/ /a/ apple

It is an (apple).

They are (apples).

