



Welcome!

LV1 U1 L2



Hello!



How are you?



I'm fine!



Hello, Teacher!



At School

In this lesson:



crayon



paper



board



draw



What is it? It is a (crayon).

What are they? They are (crayons).





**Hello,
students!**

**Hi,
Teacher!**

**Hello,
Teacher!**

crayon

It is a
crayon!



Have the student
say "crayon" and
circle the crayon.



A crayon!

**It is a
crayon!**



Have the student
say "crayon" and
circle the crayon.





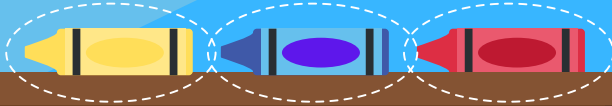
**What
is it?**

**It is a
crayon!**

Have the student
circle the crayon
and say: "It is a
crayon!"

crayons

They are
crayons!



Have the student
say "crayons" and
circle the crayons.



Crayons!

**They are
crayons!**



Have the student
say "crayons" and
circle the crayons.





**What
are they?**

**They are
crayons!**

Have the student
circle the crayons
and say: "They are
crayons!"



paper

It is
paper!

Have the student
say "paper" and
circle the paper.





Paper!

**It is
paper!**

Have the student
say "paper" and
circle the paper.





What
is it?

It is
paper!

Have the student
circle the paper
and say: "It is
paper!"




A cartoon illustration of a classroom. A teacher with short brown hair, wearing a light blue shirt and a brown skirt, stands on the right. She is holding a stack of purple books and a black pointer. A speech bubble above her says "It is a board!". In the center, a green chalkboard with a brown frame is mounted on the wall. A red apple sits on the ledge below the board. A dashed white line circles the chalkboard. On the left and right walls, there are windows with four panes each. The floor is light blue with white grid lines.

It is a
board!

Have the student
say "board" and
circle the board.

board






It is a board!

A board!

Have the student say "board" and circle the board.





**It is
a board!**

**What
is it?**

Have the student
circle the board
and say: "It is a
board!"



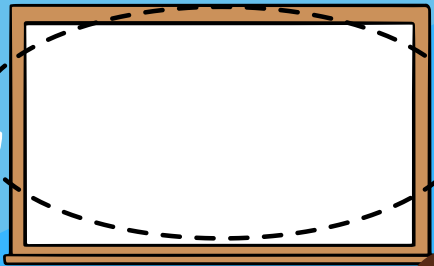

A cartoon illustration of a classroom. A teacher with short brown hair, wearing a light blue shirt and a brown skirt, stands on the right. She is holding a stack of purple books and a black pointer. A speech bubble above her says "They are boards!". In the center of the room, there are two boards: a green chalkboard on the left with a red apple on the ledge, and a white whiteboard on the right. Both boards are circled with dashed lines. The room has blue walls, a light blue tiled floor, and two windows with light blue panes.

They are
boards!

Have the student
say "boards" and
circle the boards.



boards





They are boards!

Boards!



Have the student say "boards" and circle the boards.






What are they?


They are boards!

Have the student circle the boards and say: "They are boards!"

draw

Let's draw!





Finish coloring the items and say what they are.



**It is a
crayon!**



Color the crayon.
Say the target
sentence.



They are crayons!




Color the crayons.
Say the target
sentence.



**It is
paper!**

Color the paper.
Say the target
sentence.





**It is a
board!**

Color the board.
Say the target
sentence.




They are boards!



Color the boards.
Say the target
sentence.





Have the student draw a classroom and say what they're drawing.



In this lesson:



crayon



paper



board



draw



What is it? It is a (crayon).

What are they? They are (crayons).



Great job!



Today you learned:



crayon



paper



board



draw



What is it? It is a (crayon).

What are they? They are (crayons).





Homework!



crayon



paper

- Draw a picture of a board on paper with a crayon. Take a video, and use the sentences below to talk about what you drew. Send the video to your teacher.



What is it? It is a (desk).

What are they? They are (shelves).



board draw

