


A vibrant children's playroom with a light blue wall. On the wall are large cutouts of a green dinosaur, a yellow giraffe, and a blue elephant. In the center is a yellow table with two blue chairs. To the left is a white table with a colorful patterned cloth. On the floor are various toys: colorful blocks, a stacking ring tower, and two teddy bears. A window with white shutters is on the right.

welcome!

LV0 U1 L2

In this lesson:


Goodbye



Bye!




Friend





Bye!



Bye!



Goodbye!



Goodbye!



Bye!



Goodbye!



Wave!



**Wave and say:
Bye!**

Bye!!!



**Wave and say:
Goodbye!**

Goodbye!



Friend



Friend

Hi, friend!!



Bye, friend!



Hello, friend!




Goodbye, friend!




Hi, friend!



Circle the friends.



Hello, friend!



Circle the friends.





Friend



**Draw
lines.**

A cartoon illustration of a yellow pencil with a black outline, positioned diagonally. A thick black line extends from the tip of the pencil towards the bottom right corner of the box.

Hi, (boy / girl / friend)!



Hi, (boy / girl / friend)!



Hello, (boy / girl / friend)!



Hello, (boy / girl / friend)!




Bye, (boy / girl / friend)!




Bye, (boy / girl / friend)!




Bye, (boy / girl / friend)!



Draw friends!




**Draw &
Color!**



Review:


Goodbye



Bye!



Friend



Good job!

